

## (Risky/Complex Fund)

### United Global Dynamic Bond Fund (UDB)

UDB-N

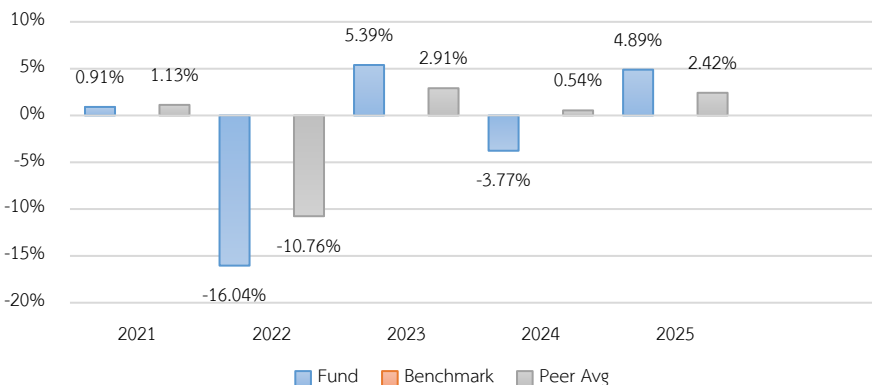
#### Fund Type / AIMC Category

- Fixed Income Fund
- Feeder Fund / Fund with Foreign Investment related Risks
- Global Bond Discretionary F/X Hedge or Unhedge

#### Investment Policy and Strategy

- The Fund will mainly invest in The Jupiter Global Fund – Jupiter Dynamic Bond (Class I) (Master Fund).
- The master fund is managed by Jupiter Asset Management International S.A.
- The Fund may consider investing in derivatives to enhance investment management efficiency.
- The fund seeks to closely track the performance of the master fund, which employs an active management strategy.

#### Calendar Year Performance (% p.a.)

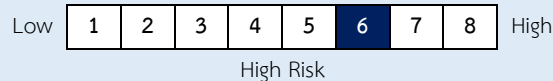


#### Fund Performance (%)

	YTD	3 Months	6 Months	1 Year*
Fund Return	4.89	0.11	1.03	4.89
Benchmark Return	-	-	-	-
Peer Average	2.42	-0.15	1.12	2.42
Fund Standard Deviation	5.34	1.71	2.46	5.46
Benchmark Standard Deviation	-	-	-	-
	3 Years*	5 Years *	10 Years *	Since Inception *
Fund Return	2.08	-2.06	-	0.24
Benchmark Return	-	-	-	-
Peer Average	2.37	-0.51	-	-
Fund Standard Deviation	6.40	6.87	-	6.11
Benchmark Standard Deviation	-	-	-	-

Remark : \* % p.a.

#### Risk Level



The Fund invests in fixed income instruments, having policy to invest in non-investment grade / unrated, with an average annual allocation of not less than 60% of NAV.

#### Fund Information

Registered Date	27 February 2018
Class Inception Date	27 February 2018
Dividend Payment Policy	No dividend
Fund Duration	Indefinite
Fund Manager	Since
Ms. Pornsajee Worasuttipisit	1 February 2025

#### Benchmark

Not applicable. This is due to the Master Fund has employed an unconstrained strategy as its investment strategy whereby the fund manager may manage the investment with various strategies. Therefore, the Asset Management Company of the Master Fund deems that no benchmark is suitable for the investment of the Master Fund and its performance measurement.

#### Warning:

- Investment in Mutual Fund is not bank deposit.
- Past performance is not indicative of future results.

Certified by Thai Private Sector Collective Action

Against Corruption: Declared CAC

#### Full Prospectus



Investors can study  
Liquidity Risk Management  
tools in the full prospectus.

[www.uobam.co.th](http://www.uobam.co.th)

### Subscription

Subscription date : Every business day  
 Business hours : 08:30 a.m. - 03:30 p.m.  
 Min. initial subscription : None  
 Min. subsequent subscription : None

### Redemption

Redemption date : Every business day  
 Business hours : 08:30 a.m. - 02:00 p.m.  
 Min. redemption : None  
 Min. holding balance : None  
 Settlement period : T+4 business days  
 after the redemption date.

Remark:

The Settlement period does not include non-business days in foreign countries.

### Statistical Data

Maximum Drawdown -21.14 %  
 Recovering Period -  
 FX Hedging 93.25 %  
 Portfolio Turnover Ratio 0.05  
 Duration -  
 Yield to Maturity -

### Fees charged to the Fund (% p.a. of NAV / Include VAT)

Fees	Max.	Actual
Management Fee	2.1400	0.8025
Total expenses	5.3500	1.0091

Remark :

The management company may adjust the actual fees charged to align with its investment strategy or management expenses.

### Fees charged to unitholders (% of the unit price / Include VAT)

Fees	Max.	Actual
Front-end Fee	2.00	1.00
Back-end Fee	None	None
Switching-in Fee	2.00	1.00
Switching-out Fee	None	None
Transfer fee	None	None

Remark:

1. In case of switching in, the Management Company will not charge front-end fee.
2. The management company may adjust the actual fees charged to align with its investment strategy or management expenses.
3. The Management Company may apply different fee structures to each investor group.

### Asset Allocation

breakdown	% NAV
1. Unit Trust	98.09
2. Other Asset and Liability	1.91

### Top 5 Holdings

holding	% NAV
1. The Jupiter Global Fund - Jupiter Dynamic Bond (Class I)	98.09

## Investment in the other funds exceeding 20% of NAV

Fund name : The Jupiter Global Fund - Jupiter Dynamic Bond (Class I)

ISIN code : LU0853555893

Bloomberg code : JUPDBIA LX

### Definition

**Maximum Drawdown** : The percentage of the fund's maximum loss in the past 5 years (or since the fund's inception if it is launched for less than 5 years) which is measured from the highest NAV per unit to the lowest NAV per unit during such period. Maximum Drawdown is an indicator of the risk of loss from investing in the fund.

**Recovering Period** : The length of time that the fund takes in recovering from the point of maximum loss to earning back the initial investment.

**FX Hedging** : The percentage of foreign currency investment with FX hedging.

**Portfolio Turnover Ratio** : The frequency of securities trading in the fund portfolio over a certain period, calculated by taking the lower value between the sum of the value of securities purchased and the sum of the value of securities sold of the fund in 1 year period divided by the average NAV in the same period. A fund with high Portfolio Turnover Ratio indicates frequent securities trading by fund manager resulting in high trading costs. Therefore, it is necessary to compare with the performance of the fund in order to assess the worthiness of such securities trading.

**Sharpe Ratio** : A ratio between the excess return of a fund and the risk of investment. The Sharpe ratio reveals the average investment return, minus the risk-free rate of return, divided by the standard deviation of returns for the fund. The Sharpe ratio reflects the extra return that should be received by the fund to compensate the amount of risk taken in investment. The fund with a higher Sharpe ratio is considered superior to other funds in terms of management efficiency since it provides higher excess return under the same risk level.

**Alpha** : The excess return of a fund relative to the return of a benchmark index. A fund with high alpha indicates that it is able to beat the performance of its corresponding benchmark which is a result of the capabilities of the fund manager in selecting appropriate securities for investment or making investment in a timely manner.

**Beta** : A measure of the degree and direction of volatility of the rate of return of assets in the investment portfolio of the fund compared to the changes in the overall market. A beta of less than 1.0 implies that the rate of return of the fund's assets is less volatile than that of the securities in the broader market whereas a beta of greater than 1.0 implies that the rate of return of the fund's assets is more volatile than that of the broader market.

**Tracking Error** : The efficiency of the fund to imitate its return to benchmark. Low Tracking Error means the fund is effective in generating return close to benchmark. High Tracking Error means the fund generates return more deviate from benchmark.

**Yield to Maturity** : The rate of return earned on a bond held to maturity, calculated from the interest expected to receive in the future over that bond duration and paid back principal discounted to the present value. It is used to measure return of fixed income funds by calculating the weighted average of Yield to Maturity of each bond that the fund invests. As Yield to Maturity has standard unit in percentage per annum, it can be used to compare the returns between fixed income funds that have an investment policy of holding bonds until maturity and similar investment characteristics.

“Important Notice: This Document has been translated from Thai. If there is any inconsistency or ambiguity between the English version and the Thai version, the Thai version shall prevail.”

UOB Asset Management (Thailand) Co., Ltd.  
23A, 25th Floor, Asia Centre Building, 173/27-30, 31-33  
South Sathon Road, Thungmahamek, Sathon,  
Bangkok 10120, Thailand  
Tel : +66 2786 2000  
www.uobam.co.th

# Jupiter Dynamic Bond

ARIEL BEZALEL | HARRY RICHARDS | Investment Management

## Fund Objective

The objective of the Fund is to achieve a high income with the prospect of capital growth from a portfolio of investments in global fixed interest securities.

## Summary Risk Indicator



**Summary Risk Indicator (SRI):** The SRI is based on past data, may change over time and may not be a reliable indication of the future risk profile of the fund. The lowest category does not mean 'no risk'. Please see the KID for further information.

## Fund Ratings and Awards



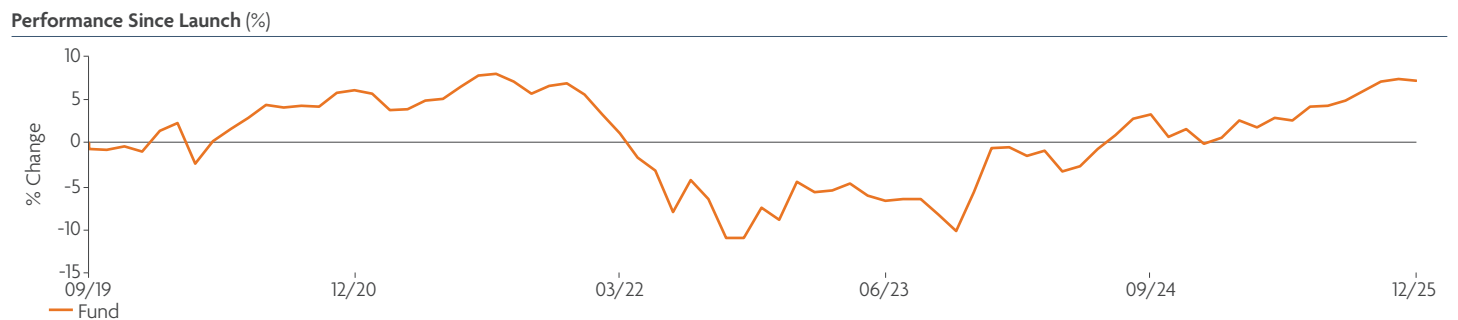
Ratings should not be taken as a recommendation. © 2025 Morningstar, Inc. All rights reserved. The information contained herein: (1) is proprietary to Morningstar and/or its content providers; (2) may not be copied or distributed; and (3) is not warranted to be accurate, complete, or timely. Neither Morningstar nor its content providers are responsible for any damages or losses arising from any use of this information. Past performance is no guarantee of future results.

## Fund Performance as at 31.12.2025

Performance (%)	1 m	3 m	YTD	1 yr	3 yrs	5 yrs	SI
Fund	-0.2	1.1	7.3	7.3	17.6	1.1	7.2

Rolling 12-month Performance (%)	01 Jan '25 to 31 Dec '25	01 Jan '24 to 31 Dec '24	01 Jan '23 to 31 Dec '23	01 Jan '22 to 31 Dec '22	01 Jan '21 to 31 Dec '21	01 Jan '20 to 31 Dec '20	01 Jan '19 to 31 Dec '19	01 Jan '18 to 31 Dec '18	01 Jan '17 to 31 Dec '17	01 Jan '16 to 31 Dec '16
Fund	7.3	0.5	9.0	-14.8	0.8	7.2	-	-	-	-

Calendar Year Performance (%)	2025	2024	2023	2022	2021	2020	2019	2018	2017	2016
Fund	7.3	0.5	9.0	-14.8	0.8	7.2	-	-	-	-



**Past performance is no indication of current or future performance. Performance data does not take into account commissions and costs incurred on the issue and redemption of shares.** All performance figures in this factsheet are for the L USD M INC IRD HSC share class.  
Source: Morningstar, gross income reinvested, net of fees. 31.12.2025.

## Risks

Market and exchange rate movements can cause the value of an investment to fall as well as rise, and you may get back less than originally invested. **Investors should carefully read the Prospectus and the Key Information Document (KID) before making an investment decision.** The fund can invest a significant portion of the portfolio in high yield bonds and bonds which are not rated by a credit rating agency. While such bonds may offer a higher income, the interest paid on them and their capital value is at greater risk of not being repaid, particularly during periods of changing market conditions. The Fund may use derivatives for investment purposes which under certain market conditions may cause the Fund to significantly fall in value. Investments in financial derivative instruments can introduce leverage risks which can amplify gains or losses in the Fund. The value of quarterly income payments will fluctuate. In difficult market conditions, reduced liquidity in bond markets may make it harder for the manager to sell assets at the quoted price. This could have a negative impact on the value of your investment. In extreme market conditions, certain assets may become hard to sell in a timely manner or at a fair price. This could affect the Fund's ability to meet investors' redemption requests upon demand. Some share classes charge all of their expenses to capital, which can reduce the potential for capital growth. Please see the Prospectus for information. The KID and Prospectus are available from Jupiter on request. This fund can invest more than 35% of its value in securities issued or guaranteed by an EEA state. For definitions please see the glossary of this factsheet or at [www.jupiteram.com](http://www.jupiteram.com).

## Fund Holdings as at 31.12.2025

Top Ten Holdings (% of net assets)	
Uk Conv Gilt 4.5% 07/03/35	8.8
Australia (Commonwealth Of) 3.75% 21/04/37	3.9
Mexico (United Mexican States) (Go 7.75% 23/11/34	3.0
Fed Republic Of Brazil 10% 01/01/31	2.4
Treasury Note 4.375% 15/05/34	2.3
Treasury Note 4.625% 15/02/35	2.2
Prime Healthcare Services Inc 9.375% 01/09/29	2.1
New Zealand (Government Of) 4.5% 15/05/35	2.1
Virgin Media Vendor Financing 4.875% 15/07/28	1.9
Brazil Notas Do Tesouro Nacional S 10% 01/01/33	1.9
<b>Total<sup>1</sup></b>	<b>30.4</b>

<sup>1</sup>Top 10 excludes Derivatives.

Credit Rating (%)	
AAA	12.8
AA	13.2
A	0.3
BBB	11.8
BB	21.5
B	23.2
CCC	5.3
CC	0.4
C	0.2
D	0.0
NR	2.1
<b>Total<sup>1</sup></b>	<b>90.8</b>

<sup>1</sup>Credit ratings are calculated using asset ratings from different ratings agencies.

Asset Allocation (% of net assets)	
	Net Weight
Corporate	50.3
Government	37.9
Asset Backed Securities	2.6
Fund	1.7
Equity	1.6
Bond Future	0.0
Interest Rate Swap	0.0
Warrant	0.0
	<b>94.2</b>
<b>Total<sup>1</sup></b>	<b>94.2</b>

<sup>1</sup> The figures may not equal 100% due to rounding.

Additional Information	
Yield to maturity base <sup>1</sup>	6.21%
Yield to maturity local (USD) <sup>2</sup>	7.97%
Effective Duration (Years)	7.25
Average credit rating	BBB-
Average term to maturity (Years)	6.80
Physical Cash	5.82%

<sup>1</sup>The YTM (in base currency) is a weighted average YTM of underlying holdings in the portfolio excluding share class level FX forwards.<sup>2</sup> The YTM (Share class Level) is an indicative measure which adjusts the base currency YTM by the estimated cost of hedging between the share class currency and the base currency.

Regional Allocation (%)	
	Net Weight
UK	31.1
Europe ex UK	17.5
North America	14.4
Asia Pacific ex Japan	12.9
Caribbean & Latin America	12.2
Emerging Europe	2.8
Africa	1.4
Middle East	0.3
	<b>94.2</b>
<b>Other</b>	<b>1.7</b>
<b>Total<sup>1</sup></b>	<b>94.2</b>

<sup>1</sup>The figures may not equal 100% due to rounding.

## Charges and Codes

Share Class	Income Distribution Policy	ISIN	Bloomberg	Initial Charge (max.)	Ongoing Charges Figure	Annual Management Charge (max.)	Minimum Initial Investment
L USD M INC IRD HSC	Monthly paid out with automatic reinvestment	LU2015339539	JDYLUMI LX	3.00%	1.46%	1.25%	USD 500

The Ongoing Charges Figure (OCF) is based on fees and expenses over the 12 months prior to the most recent KID (for Ireland domiciled funds) or annual report and accounts (for Luxembourg domiciled funds). It includes the Annual Management Charge and aggregate operating fees chargeable to the Fund, which are used to pay running costs including marketing and distribution. The OCF excludes the costs of buying or selling assets for the Fund (unless those assets are shares of another fund). An initial charge may apply when purchasing a fund. Overall, these charges reduce the potential growth and return on your investment. They may increase or decrease as a result of currency and exchange rate fluctuations. The charges shown represents the maximum charges and in some cases you may pay less. You can find out your actual charges from your financial adviser or distributor. You can learn more about charges in the Fund's Prospectus/Scheme Particulars.

## Fund Information as at 31.12.2025

Product Information		
Launch Date Fund:	30.09.2005	
Launch Date Share Class:	02.09.2019	
Morningstar Category:		
SFDR Rating:	Article 6	
Yield		As At Date
Distribution Yield	7.23%	2025-11-28
Underlying Yield	5.78%	2025-11-28

Price Information	
Valuation Day:	Every Business Day in Luxembourg
Base Currency Fund:	EUR
Currency Share Class:	USD
Available on:	www.jupiteram.com
Fund Size	
Fund Value:	USD 4,424m
Long Holdings:	236
Short Holdings:	1

Please refer to the Glossary section of the Factsheet for the Distribution Yield and Underlying Yield methodology. For interest rate differential (IRD) hedged share classes, the Distribution Yield also includes an annualised IRD adjustment based upon the most recent monthly distribution.

**Benchmark Information:** The Fund is actively managed. The Fund is not managed by reference to a benchmark and does not use a benchmark for performance comparison purposes. This means the Investment Manager is taking investment decisions with the intention of achieving the Fund's investment objective without reference to a benchmark. The Investment Manager is not in any way constrained by a benchmark in its portfolio positioning.

**Credit Rating Disclaimer:** The Composite Rating is created using a methodology developed by Jupiter Asset Management Limited using ratings from various ratings agencies. The Composite Rating is not a credit opinion nor is it a rating issued from a ratings agency, including Standard & Poor's. Although an S&P rating may be used in Jupiter Asset Management Limited's methodology in creating the Composite Rating, S&P does not sponsor, endorse or promote the Composite Rating. To the extent that the Composite Rating has been created using an S&P rating, such S&P rating was used under license from S&P and S&P reserves all rights with respect to such S&P rating.

**Contact:** The Bank of New York Mellon SA/NV (Luxembourg)

**Telephone:** +352-2452 4009 **Email:** JupiterLUXinvestor@bny.com **www.jupiteram.com**

**Important Information:** This is a marketing communication. Please refer to the latest sales prospectus of the sub-fund and to the Key Information Document (KID), particularly to the sub-fund's investment objective and characteristics including those related to ESG (if applicable), before making any final investment decisions. An investment constitutes the acquisition of shares in the sub-fund, not in the sub-fund's underlying assets. We recommend you discuss any investment decisions with a financial adviser, particularly if you are unsure whether an investment is suitable. Jupiter is unable to provide investment advice. This factsheet is for informational purposes only and is not investment advice. Initial charges are likely to have a greater proportionate effect on returns if investments are liquidated in the shorter term. Every effort is made to ensure the accuracy of the information provided but no assurance or warranties are given. This is not an invitation to subscribe for shares in the Jupiter Global Fund (the Company), or any other fund managed by Jupiter Asset Management Limited or Jupiter Asset Management International S.A.. The Company is a UCITS fund incorporated as a Société Anonyme in Luxembourg and organised as a Société d'Investissement à Capital Variable (SICAV). This information is only directed at persons residing in jurisdictions where the Company and its shares are authorised for distribution or where no such authorisation is required. The sub fund(s) may be subject to various other risk factors, please refer to the latest sales prospectus for further information. Prospective purchasers of shares of the sub fund(s) of the Company should inform themselves as to the legal requirements, exchange control regulations and applicable taxes in the countries of their respective citizenship, residence or domicile. Subscriptions can only be made on the basis of the latest sales prospectus and the Key Information Document (KID), accompanied by the most recent audited annual report and semi-annual report. These documents are available for download from **www.jupiteram.com** or can be obtained free of charge upon request from any of:

**EU/EEA countries in which the Company is registered for distribution:** Unless otherwise specified in this document, The Bank of New York Mellon SA/NV, Luxembourg Branch (the Company's Administrator) is responsible for processing subscription, repurchase and redemption orders and making other payments to Shareholders. The Bank of New York Mellon SA/NV, Luxembourg Branch 2-4, Rue Eugène Ruppert, L-2453. Email for distributors: JupiterLUXdistributor@bny.com. Email for investors: JupiterLUXinvestor@bny.com. The following information and documents are available from [www.eifs.lu/jupiteram](http://www.eifs.lu/jupiteram): Information on how orders (subscription, repurchase and redemption) can be made and how repurchase and redemption proceeds are paid; Information and access to procedures and arrangements related to investors' rights and complaints handling; Information in relation to the tasks performed by the Company in a durable medium; The latest sales prospectus, the articles of association, the annual and semi-annual reports and the Key Information documents. The Management Company may terminate marketing arrangements. Information on sustainability-related aspects are available from [jupiteram.com](http://jupiteram.com). **France:** CACEIS Bank France (Centralising Agent), 1/3 Place Valhubert, 75013 Paris, France. **Italy:** Allfunds Bank, S.A.U., Milan Branch, Via Bocchetto 6, 20123 Milano, Italy. CACEIS Bank, Italy Branch Via Piazza Cavour 2, 20121 Milano, Italy. Société Générale Securities Services, Via Benigno Crespi 19, 20159 Milano, Italy. The sub-fund has been registered with the Commissione Nazionale per le Società e la Borsa (CONSOB) for the offer in Italy to retail investors. **Luxembourg:** the Company's registered office: 31 Z.A. Bourmicht L-8070 Bertrange, Grand Duchy of Luxembourg. **Spain:** Allfunds Bank, C/ La Estafeta 6, Edificio 3, 28109 Alcobendas, Madrid, Spain. For the purposes of distribution in Spain, the Company is registered with the Spanish Securities Markets Commission – Comisión Nacional del Mercado de Valores ("CNMV") under registration number 1253, where complete information, including a copy of the marketing memorandum, is available from the Company authorised distributors. Subscriptions should be made through a locally authorised distributor. The net asset value is available on [www.jupiteram.com](http://www.jupiteram.com). **Switzerland:** The representative in Switzerland is FIRST INDEPENDENT FUND SERVICES LTD., Feldeggstrasse 12, CH-8008 Zurich. The paying agent in Switzerland is NPB New Private Bank Ltd., Limmatquai 1, CH-8001 Zurich. The prospectus, the key information documents, the articles of association as well as the annual and semi-annual reports may be obtained free of charge from the representative in Switzerland. **United Kingdom:** Jupiter Asset Management Limited (the Investment Manager and UK Facilities Agent), registered address: The Zig Zag Building, 70 Victoria Street, London, SW1E 6SQ, United Kingdom, authorised and regulated by the Financial Conduct Authority.

Issued by Jupiter Asset Management International S.A. (JAMI, the Management Company and Facilities Agent), registered address: 5, Rue Heienhaff, Senningerberg L-1736, Luxembourg which is authorised and regulated by the Commission de Surveillance du Secteur Financier. No part of this document may be reproduced in any manner without the prior permission of JAMI.

© 2025 Morningstar. All Rights Reserved. The information contained herein: (1) is proprietary to Morningstar and/or its content providers; (2) may not be copied or distributed; and (3) is not warranted to be accurate, complete or timely. Neither Morningstar nor its content providers are responsible for any damages or losses arising from any use of this information. Past performance is no guarantee of future results. For more detailed information about Morningstar's Medalist Rating, including its methodology, please go to: <https://shareholders.morningstar.com/investor-relations/governance/Compliance--Disclosure/default.aspx>

The Morningstar Medalist Rating™ is the summary expression of Morningstar's forward-looking analysis of investment strategies as offered via specific vehicles using a rating scale of Gold, Silver, Bronze, Neutral, and Negative. The Medalist Ratings indicate which investments Morningstar believes are likely to outperform a relevant index or peer group average on a risk-adjusted basis over time. Investment products are evaluated on three key pillars (People, Parent, and Process) which, when coupled with a fee assessment, forms the basis for Morningstar's conviction in those products' investment merits and determines the Medalist Rating they're assigned. Pillar ratings take the form of Low, Below Average, Average, Above Average, and High. Pillars may be evaluated via an analyst's qualitative assessment (either directly to a vehicle the analyst covers or indirectly when the pillar ratings of a covered vehicle are mapped to a related uncovered vehicle) or using algorithmic techniques. Vehicles are sorted by their expected performance into rating groups defined by their Morningstar Category and their active or passive status. When analysts directly cover a vehicle, they assign the three pillar ratings based on their qualitative assessment, subject to the oversight of the Analyst Rating Committee, and monitor and reevaluate them at least every 14 months. When the vehicles are covered either indirectly by analysts or by algorithm, the ratings are assigned monthly. For more detailed information about these ratings, including their methodology, please go to [global.morningstar.com/managerdisclosures/](http://global.morningstar.com/managerdisclosures/).

The Morningstar Medalist Ratings are not statements of fact, nor are they credit or risk ratings. The Morningstar Medalist Rating (i) should not be used as the sole basis in evaluating an investment product, (ii) involves unknown risks and uncertainties which may cause expectations not to occur or to differ significantly from what was expected, (iii) are not guaranteed to be based on complete or accurate assumptions or models when determined algorithmically, (iv) involve the risk that the return target will not be met due to such things as unforeseen changes in management, technology, economic development, interest rate development, operating and/or material costs, competitive pressure, supervisory law, exchange rate, tax rates, exchange rate changes, and/or changes in political and social conditions, and (v) should not be considered an offer or solicitation to buy or sell the investment product. A change in the fundamental factors underlying the Morningstar Medalist Rating can mean that the rating is subsequently no longer accurate.

Morningstar Medalist Rating Analyst Driven Percent:100

Morningstar Medalist Rating Data Coverage Percent:100



## Jupiter Factsheets - Glossary of Terms

**Absolute return:** the total return of an asset, portfolio or fund over a given period of time OR an investment approach that attempts to achieve a return which is not benchmarked against an index.

**Ask / Bid price:** the lowest price a seller is willing to sell a security for / the highest price a buyer is willing to pay for a security.

**Bond:** a debt instrument ('I Owe You') issued by a company (corporate bond), government (sovereign/government bond) or other institution in order to raise money. In most cases, bonds pay a fixed interest rate (coupon) over a fixed period of time and will be repaid on a particular date. See **Coupon**.

**Convertibles:** securities (e.g. bonds or preference shares) that can be exchanged at some point in the future for a specified number of shares at a specified price of the company issuing the securities. See **Bond**.

**Coupon:** denotes the interest in % paid on a bond See **Bond**.

**Credit rating:** an assessment of a borrower's credit worthiness, i.e. the likelihood of the borrower to repay its debts.

**Derivative:** a financial instrument that derives its value from its underlying assets. Common underlying assets include stocks, bonds, commodities, currencies, interest rates and market indices. Futures contracts, forward contracts, options and swaps are the most common types of derivatives. Derivatives can be purchased 'on margin', i.e. at a fraction of the value of the underlying asset. Thus, they are 'leveraged' instruments where the risk of loss can be greater than the initial outlay. Derivatives can be used like insurance contracts (i.e. to hedge market risk) or for investment purposes. See **Hedge, Leverage**.

**Distribution Yield:** reflects the amounts that may be expected to be distributed over the next twelve months as a percentage of the price of the fund as at the date shown. It is based on a snapshot of the portfolio on that day. It does not include any preliminary charge and investors may be subject to tax on distributions.

**Duration/Modified Duration:** Duration estimates the sensitivity of a bond or bond fund to changes in interest rates. It is measured in years. The longer a bond's duration, the more sensitive it is to interest rate movements. Modified duration estimates the effect that a 1% change in interest rates will have on the price of a bond or bond fund.

**Economic Gross:** the gross exposure adjusted to account for investments with mutually exclusive outcomes, for example a short position hedge on a share that is also held as a long position. See **Gross exposure, Long/short position, Hedge**.

**Effective duration:** estimates the sensitivity of a bond's price to changes in benchmark interest rates. Effective duration is required for the measurement of interest rate risk for complex types of bonds. See **Bond**.

**Engagement:** means dialogue with management teams and boards, including non-executive directors. Engagement enables us to assess and influence how businesses are managed.

**Equity:** a share representing an ownership interest in a company. Equity market means stock market.

**Exchange Traded Fund (ETF):** a fund vehicle that is traded like a stock on a stock exchange. It is used to track and mimic the performance of a specific market index.

**Exposure:** describes the level of risk to a particular asset, asset type, sector, market or government. Also, the directional market exposure of a (absolute return) fund. See **Absolute Return, Gross/Net exposure**.

**Fixed interest/income:** denotes debt instruments (securities) that pay a fixed interest rate (e.g. bond, commercial paper). Also, a universal term for bond or debt investing. See **Bond**.

**Floating rate note (FRN):** a bond with a variable interest rate. The interest rate is variable as it is tied to a benchmark such as LIBOR (London Interbank Offered Rate). See **Bond**.

**Futures:** an exchange traded contract between two parties to buy or sell a commodity or a financial instrument at a pre-determined price at a future date. See **Bond Future, Derivative**.

**Gearing:** measures a company's borrowings (debt) as a proportion of assets. See **Leverage**.

**Gross exposure:** the percentage value of the long positions plus the percentage value of the short positions. See **Net exposure**.

**Hedge:** an investment designed to reduce the risk of adverse price movements in an asset by taking an offsetting position. Derivatives are usually used as hedging tools. See **Derivative**.

**High Water Mark:** the highest level that a fund's net asset value (NAV) has reached at the end of any 12-month accounting period. See **Net Asset Value**.

**High yield bond:** a bond with a high coupon payment and typically a low/no credit rating (below investment grade, e.g. BBB-). See **Bond, Coupon**.

**Historic yield:** reflects distributions declared over the past twelve months as a percentage of the price, as at the date shown. It does not include any initial charge and investors may be subject to tax on their distributions.

**Hurdle Rate:** the minimum level of return required before a fund can charge a performance fee. See **Performance fee**.

**Leverage:** the use of financial instruments (e.g. debt) to increase the potential return of an investment. See **Notional value**.

**Liquidity:** measures how easily an asset or security can be converted into cash.

**Long/short position:** a long position is buying a security with the expectation that it will deliver a positive return if its value goes up and a negative return if its value falls. Conversely, a short position involves selling a borrowed security with

the expectation of buying it back at a lower price to make a profit. However, if the security goes up in value, a short position will make a loss.

**Maturity:** refers to a finite time period at the end of which a security/debt instrument is due to be repaid. See **Bond**.

**Money market:** markets in which short-term (less than one year) debt instruments are traded. Money market instruments are typically cash deposits and commercial papers.

**Net asset value (NAV):** in relation to a fund, the market value of its assets less its liabilities. The market value is usually determined by the price at which an investor can redeem shares.

**Net exposure:** the percentage value of the long positions less the percentage value of the short positions. See **Gross Exposure, Long/short Position**.

**Non-rated bonds:** bonds that are not rated. See **Bond**.

**Notional value:** commonly used in relation to a derivative, denotes the theoretical value of its underlying asset. See **Derivative**.

**Open-ended Investment Company (OEIC):** a fund vehicle, which can issue a limitless number of shares whose value are directly linked to the value of its underlying investments. OEICs normally list a single price based on the NAV. See **Net Asset Value**.

**Performance fee:** a fee paid to an asset manager for generating positive returns above a hurdle rate.

**Preferred bonds:** have greater seniority when a bond issuer repays its debts. In the event that the issuer cannot repay all its debt, the holders of preferred bonds will be further forward in the queue for repayment than holders of other ('non-preferred') bonds.

**Share:** a unit of ownership interest in a company or financial asset. Also **Equity**.

**SICAV:** Société d'Investissement à Capital Variable. A type of open-ended fund widely used in Europe.

**Spread:** the difference between the bid and the ask price of a single security. It can also refer to the difference in price between two securities. See **Ask/Bid price**.

**Stewardship:** our responsibility to understand and manage investment risks we take on behalf of our clients. We consider material Environmental, Social and Governance ('ESG') information in the same way as we consider other types of investment analysis. These three factors enable us to evaluate how companies interact with the Environment (such as climate change), Society (human rights) and Governance (management). Stewardship entails a responsibility to monitor and engage with the companies in which we invest.

**Sustainability:** by appropriately considering ESG risks and engaging with companies, we strive to generate long term, sustainable returns for our clients.

**Total return:** the capital gain or loss plus any income generated by an investment over a given period.

**Underlying Yield:** reflects the amounts that may be expected to be distributed, net of expenses, over the next twelve months as a percentage of the price of the fund as at the date shown. It is based on a snapshot of the portfolio on that day. It does not include any preliminary charge and investors may be subject to tax on distributions.

**Unit Trust:** A fund vehicle which can issue a limitless number of units whose value are directly linked to the value of its underlying investments. Jupiter Unit Trusts are single priced, which means they have one price for buying and selling.

**Value at Risk (VaR):** value at Risk, a mathematical way of measuring the maximum expected loss of an investment over a period of time.

**Volatility:** measures how much the price of a security moves up or down over a period of time. A stock that experiences big price swings has high volatility, while one which moves up or down in smaller increments has low volatility.

**Yield to Maturity (YTM):** measures the annual return an investor can anticipate for holding a particular bond until it matures. When considering an entire bond portfolio, an average yield is used based on the weightings of individual bonds within that portfolio.

## ปัจจัยความเสี่ยงของกองทุนรวม

### 1. ความเสี่ยงทางตลาด (Market Risk)

คือความเสี่ยงจากความผันผวนของราคาหลักทรัพย์ที่กองทุนเข้าไปลงทุน ที่เกิดจากการเปลี่ยนแปลงในสถานการณ์ทางเศรษฐกิจ สังคม และการเมือง ซึ่งเป็นความเสี่ยงที่ไม่สามารถควบคุมได้

#### แนวทางการบริหารความเสี่ยง :

บริษัทจัดการจะวิเคราะห์ปัจจัยต่างๆ รวมทั้งติดตามสถานการณ์การเปลี่ยนแปลงที่อาจมีผลกระทบต่อราคาและยังสามารถปรับสัดส่วนการลงทุนในกองทุนหลักได้ตามความเหมาะสม ซึ่งจะเป็นการช่วยลดผลกระทบต่อราคามูลค่าทรัพย์สินสุทธิของกองทุน

### 2. ความเสี่ยงจากการดำเนินธุรกิจของผู้ออกตราสาร (Business Risk)

ความสามารถในการดำเนินธุรกิจของผู้ออกตราสารดังกล่าว จะบ่งบอกถึงถึงศักยภาพ ความสามารถในการทำกำไรฐานะการเงิน และความเข้มแข็งขององค์กรธุรกิจ ซึ่งจะถูกสะท้อนออกมาในราคาของหุ้นที่มีการขึ้นหรือลงในขณะนั้นๆ

#### แนวทางการบริหารความเสี่ยง :

กองทุนจะกระจายการลงทุนไปในบริษัทต่างๆ ทั้งที่อยู่ในกลุ่มธุรกิจเดียวกัน และกลุ่มธุรกิจอื่นๆ และผู้จัดการกองทุน จะทำการติดตามและศึกษาความเป็นไปของธุรกิจและอุตสาหกรรมต่างๆ อย่างใกล้ชิด ซึ่งจะช่วยให้กองทุนสามารถบริหารความเสี่ยงได้ดียิ่งขึ้น โดยหากมีการเปลี่ยนแปลงผลการดำเนินงานหรือฐานะทางการเงินของบริษัทผู้ออกตราสาร อย่างมีนัยสำคัญจะได้ พิจารณาปรับเปลี่ยนแผนการลงทุนในหลักทรัพย์อย่างเหมาะสม

### 3. ความเสี่ยงจากความมั่นคงของผู้ออกตราสาร (Credit Risk)

ความเสี่ยงที่เกิดขึ้นจากการดำเนินงานและฐานะการเงินของบริษัทผู้ออกตราสาร รวมทั้งความสามารถในการจ่ายเงินต้นและดอกเบี้ย

#### แนวทางการบริหารความเสี่ยง :

บริษัทจัดการอาจลดความเสี่ยงด้านนี้ลงได้จากการเลือกลงทุนในตราสารที่มีคุณภาพดีทั้งในด้านความน่าเชื่อถือ และความสามารถในการชำระหนี้ของผู้ออกตราสาร

### 4. ความเสี่ยงจากการเปลี่ยนแปลงของอัตราดอกเบี้ย (Interest Rate Risk)

ความเสี่ยงทั่วไปที่ราคาของตราสารหนี้จะเปลี่ยนแปลงในทิศทางตรงข้ามกับการเปลี่ยนแปลงของอัตราดอกเบี้ยและตามปกติตราสารหนี้ที่มีอายุคงเหลือที่ยาวนานเท่าไร การเปลี่ยนแปลงของอัตราดอกเบี้ยก็จะมีผลกระทบต่อราคาของตราสารมากขึ้นมากขึ้นเท่านั้น

#### แนวทางการบริหารเพื่อลดความเสี่ยง :

บริษัทจัดการสามารถลดความเสี่ยงด้านนี้ลงได้ โดยติดตามวิเคราะห์ปัจจัยที่มีผลกระทบต่อระดับราคาของตราสารอย่างสม่ำเสมอและต่อเนื่อง



#### 5. ความเสี่ยงด้านอัตราแลกเปลี่ยนเงินตราและค่าเงิน (Foreign Exchange Risk and Currency Risk)

ความเสี่ยงจากการลงทุนอาจประสบกับความผันผวนของอัตราแลกเปลี่ยน ทำให้อัตราผลตอบแทนในรูปเงินบาทผันผวน หากค่าเงินตราสกุลต่างประเทศมีการเปลี่ยนแปลง

##### แนวทางการบริหารเพื่อลดความเสี่ยง:

กองทุนอาจใช้เครื่องมือป้องกันความเสี่ยงดังกล่าวโดยขึ้นอยู่กับดุลยพินิจของบริษัทจัดการ ซึ่งอาจมีต้นทุนสำหรับการทำธุรกรรมป้องกันความเสี่ยง โดยอาจทำให้ผลตอบแทนของกองทุนโดยรวมลดลงจากต้นทุนที่เพิ่มขึ้น

#### 6. ความเสี่ยงจากการลงทุนในสัญญาซื้อขายล่วงหน้า (Derivatives Risk)

สัญญาซื้อขายล่วงหน้าบางประเภทอาจมีการขึ้นลงผันผวน (volatile) มากกว่าหลักทรัพย์พื้นฐาน ดังนั้นหากกองทุนมีการลงทุนในหลักทรัพย์ดังกล่าวย่อมทำให้สินทรัพย์มีความผันผวนมากกว่าการลงทุนในหลักทรัพย์พื้นฐาน (Underlying Security)

##### แนวทางการบริหารเพื่อลดความเสี่ยง :

กองทุนอาจจะลงทุนในตราสารอนุพันธ์ทางการเงินเพื่อวัตถุประสงค์ในการป้องกันความเสี่ยงที่มีอยู่ (existing positions) หรือการจัดการพอร์ตโฟลิโอที่มีประสิทธิภาพ (efficient portfolio management) หรือทั้งสองจุดประสงค์ ทำให้เป็นการจำกัดความเสี่ยงจากการลงทุนในสัญญาซื้อขายล่วงหน้า

#### 7. ความเสี่ยงของประเทศที่ลงทุน (Country Risk)

คือ ความเสี่ยงที่เกิดจากการเปลี่ยนแปลงภายในประเทศที่กองทุนเข้าไปลงทุน เช่น การเปลี่ยนแปลงผู้บริหาร, การเปลี่ยนแปลงนโยบายทางด้านเศรษฐกิจ หรือสาเหตุอื่นๆ จนทำให้ไม่สามารถชำระค่าขายคืนหน่วยลงทุนได้ตรงตามระยะเวลาที่กำหนด

##### แนวทางการบริหารเพื่อลดความเสี่ยง:

บริษัทจัดการจะวิเคราะห์ปัจจัยต่างๆ รวมทั้งติดตามสถานการณ์การเปลี่ยนแปลงที่อาจมีผลกระทบต่อราคาและยังสามารถปรับสัดส่วนการลงทุนในกองทุนต่างประเทศได้ตามความเหมาะสม ซึ่งจะเป็นการช่วยลดผลกระทบต่อราคามูลค่าทรัพย์สินสุทธิของกองทุน

#### 8. ความเสี่ยงจากข้อจำกัดการนำเงินลงทุนกลับประเทศ (Repatriation Risk)

เป็นความเสี่ยงที่เกิดจากการเปลี่ยนแปลงภายในประเทศที่กองทุนลงทุน เช่น การเปลี่ยนแปลงทางการเมือง ข้อกำหนดกฎเกณฑ์ หรือนโยบายต่างๆ ของรัฐบาลในการบริหารประเทศ ซึ่งรวมถึงสาเหตุอื่นๆ ที่อาจทำให้ไม่สามารถชำระหนี้ได้ตรงตามระยะเวลาที่กำหนด รวมถึงอาจทำให้กองทุนเกิดความเสี่ยงจากสัญญาสวอป และ/หรือสัญญาฟอร์เวิร์ดได้ ซึ่งมีผลต่อผลตอบแทนที่กองทุนจะได้รับจากการลงทุน

##### แนวทางการบริหารเพื่อลดความเสี่ยง :

บริษัทจัดการจะติดตามสถานการณ์การเปลี่ยนแปลงการเมือง ภาวะเศรษฐกิจ ภาวะตลาดเงิน ตลาดทุน ตลอดจนปัจจัยพื้นฐานต่างๆ ของประเทศที่กองทุนลงทุนอย่างใกล้ชิด เพื่อประเมินความเสี่ยงจากการลงทุนในประเทศนั้นๆ เพื่อลดความเสี่ยงในส่วนนี้

# AIMC Category Performance Report

Report as of 31/12/2025



## Return statistics for Thailand Mutual Funds

AIMC Category	Average Trailing Return (%)							Average Calendar Year Return (%)				
	YTD	3M	6M	1Y	3Y	5Y	10Y	2021	2022	2023	2024	2025
Aggressive Allocation	-3.50	-0.58	9.48	-3.50	-3.79	-0.75	0.48	17.78	-4.53	-7.42	0.46	-3.50
ASEAN Equity	3.08	2.08	8.65	3.08	2.46	4.29	0.64	24.80	-13.86	1.56	4.16	3.08
Asia Pacific Ex Japan	24.09	2.94	12.88	24.09	7.48	-0.25	3.69	1.18	-22.07	-0.41	2.73	24.09
China Equity - A Shares	21.63	-0.45	21.24	21.63	0.12	-7.59	0.79	-5.44	-29.54	-20.95	5.66	21.63
Commodities Energy	-15.00	-6.87	-6.38	-15.00	-6.69	8.58	1.18	65.84	13.47	-6.87	2.67	-15.00
Commodities Precious Metals	55.93	11.63	27.82	55.93	26.99	14.78	11.39	-1.94	-0.75	9.13	20.70	55.93
Conservative Allocation	2.93	0.22	3.10	2.93	1.17	0.51	1.08	3.30	-3.64	-0.77	2.05	2.93
Emerging Market	22.37	2.79	10.94	22.37	8.65	-1.06	3.28	-3.39	-24.38	4.34	0.73	22.37
Emerging Market Bond Discretionary F/X Hedge or Unhedge	5.45	1.26	3.41	5.45	3.94	-1.73	1.41	-4.60	-16.35	0.95	6.59	5.45
Energy	-5.81	-2.24	11.38	-5.81	-10.33	-3.81	4.19	10.38	4.80	-17.51	-10.22	-5.81
Equity General	-9.05	-1.12	12.54	-9.05	-8.05	-1.33	0.49	19.03	1.13	-11.89	-1.94	-9.05
Equity Large Cap	-6.30	0.36	15.25	-6.30	-5.52	0.09	1.49	16.03	1.98	-9.68	1.34	-6.30
Equity Small - Mid Cap	-24.67	-7.61	5.29	-24.67	-15.84	-4.93	-1.44	41.13	-4.54	-13.32	-10.71	-24.67
European Equity	11.62	3.07	2.59	11.62	9.66	6.23	5.55	24.32	-19.18	12.78	6.42	11.62
Foreign Investment Allocation	8.40	1.33	5.24	8.40	5.89	0.97	3.14	6.90	-17.03	5.10	4.18	8.40
Fund of Property Fund - Foreign	3.46	-1.19	1.05	3.46	-0.27	-2.15	0.53	19.71	-25.78	0.76	-6.07	3.46
Fund of Property Fund - Thai	9.86	6.59	18.01	9.86	1.87	-0.31	1.88	-0.22	-6.52	-8.90	5.35	9.86
Fund of Property fund -Thai and Foreign	9.98	3.00	10.40	9.98	1.57	-0.91	3.07	2.89	-11.27	-1.75	-2.84	9.98
Global Bond Discretionary F/X Hedge or Unhedge	2.42	-0.15	1.12	2.42	2.37	-0.51	-0.42	1.13	-10.76	2.91	0.54	2.42
Global Bond Fully F/X Hedge	4.72	0.55	1.71	4.72	2.55	-1.10	0.36	0.11	-11.41	2.96	0.53	4.72
Global Equity	8.63	-0.54	3.91	8.63	11.26	2.49	5.87	12.50	-26.93	12.61	4.82	8.63
Global Equity - Alternative Energy	30.34	3.23	24.33	30.34	0.10	-2.30	-	3.05	-24.42	-7.94	-16.30	30.34
Global Equity - Consumer Goods and Services	3.82	-1.64	4.03	3.82	7.91	-5.46	3.27	-3.47	-32.19	9.05	10.24	3.82
Global Equity - Infrastructure	14.72	1.74	2.54	14.72	5.43	5.79	4.28	18.09	-8.55	0.86	1.70	14.72
Global Equity Fully FX Risk Hedge	14.45	0.85	5.52	14.45	13.09	4.92	5.48	15.15	-26.77	16.62	10.38	14.45
Greater China Equity	19.59	-7.38	9.19	19.59	1.22	-8.02	0.67	-12.55	-27.20	-20.20	6.94	19.59
Health Care	11.00	10.80	16.50	11.00	0.42	0.51	3.77	7.71	-19.54	-0.96	-7.28	11.00
High Yield Bond	3.20	0.05	1.36	3.20	4.38	1.45	3.10	4.76	-11.58	5.39	4.99	3.20
India Equity	-8.72	-0.28	-7.26	-8.72	5.01	5.59	5.95	26.23	-12.85	16.93	10.37	-8.72
Japan Equity	21.56	6.68	16.90	21.56	18.76	10.14	8.10	6.73	-10.31	20.35	15.09	21.56
Long Term General Bond	5.54	-1.38	0.03	5.54	3.31	1.90	1.97	-0.26	-1.11	1.01	5.36	5.54
Mid Term General Bond	3.44	0.12	1.01	3.44	2.61	1.72	1.68	0.67	0.14	1.61	2.85	3.44
Mid Term Government Bond	2.63	-0.32	0.59	2.63	1.88	1.27	1.38	-0.18	-0.06	0.81	2.87	2.63
Moderate Allocation	3.23	0.58	6.16	3.23	1.45	0.99	1.34	7.56	-5.37	-1.48	2.39	3.23
Money Market General	1.54	0.29	0.64	1.54	1.66	1.13	1.04	0.20	0.38	1.43	2.06	1.54
Money Market Government	1.41	0.27	0.59	1.41	1.60	1.06	0.98	0.18	0.35	1.38	1.98	1.41
Other Global Sector Equity	24.76	2.16	14.97	24.76	7.38	8.60	7.73	16.37	-22.72	3.42	-0.38	24.76
SET 50 Index Fund	-4.14	1.67	19.09	-4.14	-3.31	0.98	2.76	10.81	4.94	-11.29	6.24	-4.14
Short Term General Bond	1.93	0.33	0.80	1.93	1.90	1.29	1.18	0.42	0.55	1.53	2.11	1.93
Short Term Government Bond	1.43	0.26	0.60	1.43	1.54	1.01	0.93	-0.05	0.39	1.18	1.98	1.43
Technology Equity	19.09	-2.10	8.99	19.09	26.12	3.57	-	8.42	-43.73	47.90	18.49	19.09

Thai Free Hold	2.05	0.03	0.00	2.05	2.37	2.01	2.46	-0.63	3.30	2.56	0.97	2.05
Thai Mixed (between free and lease hold)	0.44	-0.13	-0.49	0.44	-0.44	-0.78	2.34	-1.48	-4.43	-1.13	-3.10	0.44
US Equity	8.96	0.32	6.55	8.96	17.98	5.38	9.13	22.20	-30.01	25.04	18.66	8.96
Vietnam Equity	8.56	-1.31	14.42	8.56	8.14	3.60	-	45.20	-32.85	7.81	8.60	8.56