



## กองทุนเปิด ยูไนเต็ด โกลบอล สตาร์ อิกวิตี ฟันด์ (UGSTAR-M)

หน่วยลงทุนชนิดเพื่อผู้ลงทุนทั่วไป  
UGSTAR

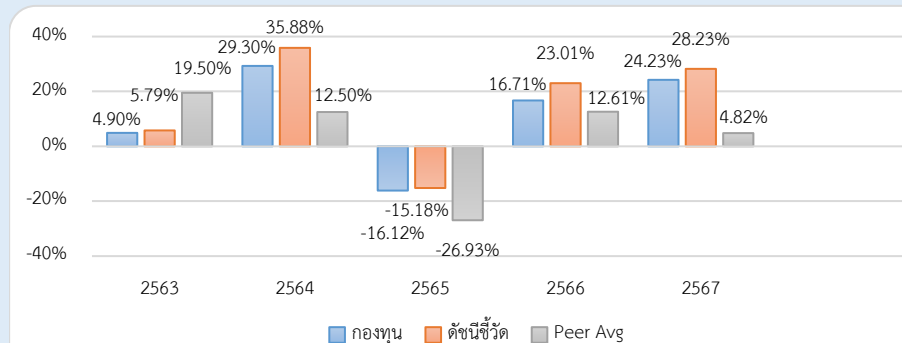
### ประเภทกองทุนรวม / กลุ่มกองทุนรวม

- กองทุนรวมตราสารทุน
- Feeder Fund / กองทุนรวมเพื่อความยั่งยืน (SRI Fund) / กองทุนที่เน้นลงทุนแบบมีความเสี่ยงต่างประเทศ
- กลุ่ม Global Equity

### นโยบายและกลยุทธ์การลงทุน

- ลงทุนในกองทุน Robeco Global Stars Equities IL USD จัดตั้งและบริหารจัดการโดย Robeco Institutional Asset Management B.V. กองทุนหลักมุ่งหวังสร้างผลตอบแทนที่ดีในระยะยาวและส่งเสริมการลงทุนด้าน ESG โดยมีกรนำปัจจัยด้าน ESG เข้ามาพิจารณาใช้ในกระบวนการลงทุนนอกจากนี้ยังมุ่งหวังจะมีพหุพันธ์ในด้านสิ่งแวดล้อมที่ดีกว่า Benchmark กลยุทธ์การลงทุน (ตามประกาศ SRI Fund) Screening / ESG Integration
- กองทุนหลักลงทุนอย่างน้อย 2 ใน 3 ของ NAV ในตราสารทุนของบริษัทต่างๆ ทั่วโลก ซึ่งดำเนินธุรกิจในประเทศที่พัฒนาแล้วเป็นหลัก โดยจะใช้หลักการวิเคราะห์ปัจจัยพื้นฐานในหุ้นที่มีกระแสเงินสดในระดับสูง มีอัตราผลตอบแทนต่อเงินลงทุนเพื่อการดำเนินงานของบริษัท Return on Invested Capital (ROIC) ที่มีแนวทางการพัฒนาอย่างยั่งยืนที่เหมาะสม
- กองทุนอาจพิจารณาลงทุนใน Derivatives เพื่อเพิ่มประสิทธิภาพการบริหารการลงทุน
- มุ่งหวังให้ผลประโยชน์การเคลื่อนไหวตามกองทุนหลัก โดยกองทุนหลักใช้กลยุทธ์การบริหารกองทุนเชิงรุก (active management)

### ผลการดำเนินงานและดัชนีชี้วัดย้อนหลัง 5 ปีปฏิทิน



### ผลการดำเนินงานย้อนหลังแบบปีกลุ่ม (%)

	YTD	3 เดือน	6 เดือน	1 ปี*
กองทุน	7.36	5.61	14.53	14.29
ดัชนีชี้วัด	16.39	7.24	19.07	24.17
ค่าเฉลี่ยในกลุ่มเดียวกัน	10.76	4.77	15.83	13.20
ความผันผวนกองทุน	14.49	5.27	7.54	15.75
ความผันผวนดัชนีชี้วัด	14.46	4.93	7.29	15.71
	3 ปี*	5 ปี*	10 ปี*	ตั้งแต่จัดตั้ง*
กองทุน	12.86	13.36	-	11.65
ดัชนีชี้วัด	19.34	18.88	-	16.81
ค่าเฉลี่ยในกลุ่มเดียวกัน	11.33	5.40	-	-
ความผันผวนกองทุน	10.27	12.03	-	11.98
ความผันผวนดัชนีชี้วัด	11.20	13.59	-	13.57

หมายเหตุ : \* % ต่อปี

### ระดับความเสี่ยง

ต่ำ	1	2	3	4	5	6	7	8	สูง
เสี่ยงสูง									
ลงทุนในตราสารทุนเป็นหลักโดยเฉลี่ยในรอบปี									
ไม่น้อยกว่า 80% ของ NAV									

### ข้อมูลกองทุนรวม

วันจดทะเบียนกองทุน	25 ส.ค. 2563
วันเริ่มต้น class	25 ส.ค. 2563
นโยบายการจ่ายเงินปันผล	ไม่จ่าย
อายุกองทุน	ไม่กำหนด

### ผู้จัดการกองทุนรวม

น.ส. พรศจี วรรณพิศัญญ์	วันเริ่มบริหารกองทุน
	1 ก.พ. 2566

### ดัชนีชี้วัด

ดัชนี MSCI World Net Total Return USD (100%) ปรับด้วยต้นทุนการป้องกันความเสี่ยงอัตราแลกเปลี่ยนเพื่อเทียบค่าสกุลเงินบาท ณ วันที่คำนวณผลตอบแทน ร้อยละ 95 และปรับด้วยอัตราแลกเปลี่ยนเพื่อเทียบกับค่าสกุลเงินบาท ณ วันที่คำนวณผลตอบแทนร้อยละ 5 กองทุนรวมนี้ไม่มี benchmark ที่เหมาะสมที่จะสะท้อนพอร์ตการลงทุนแบบยั่งยืน จึงเลือกใช้ benchmark ของกองทุนหลัก ซึ่งแสดงถึง investment universe ของกองทุนหลัก โดยผู้ลงทุนสามารถศึกษาหลักเกณฑ์การจัดทำ benchmark เพิ่มเติมได้จาก <https://www.msci.com/>.

### หมายเหตุ :

- กองทุนใช้ตัวชี้วัดดังกล่าว โดยมีวัตถุประสงค์เพื่อเปรียบเทียบระหว่างดัชนีชี้วัดและผลการดำเนินงานของกองทุนรวม

### คำเตือน

- การลงทุนในกองทุนรวมไม่ใช่การฝากเงิน
  - ผลการดำเนินงานในอดีตของกองทุนรวม มิได้เป็นสิ่งยืนยันถึงผลการดำเนินงานในอนาคต
- การเข้าร่วมต่อต้านทุจริต: ได้ประกาศเจตนารมณ์เข้าร่วม CAC

จัดอันดับกองทุน Morningstar ★★★★★

หนังสือชี้ชวนฉบับเต็ม



“ผู้ลงทุนสามารถศึกษาเครื่องมือบริหารความเสี่ยงด้านสภาพคล่องได้ในหนังสือชี้ชวนฉบับเต็ม”

[www.uobam.co.th](http://www.uobam.co.th)

การซื้อขายหน่วยลงทุน	การขายคืนหน่วยลงทุน
วันทำการซื้อ: ทุกวันทำการ	วันทำการขายคืน: ทุกวันทำการ
เวลาทำการ: 08:30 - 15:30 น.	เวลาทำการ: 08:30 - 14:00 น.
การซื้อครั้งแรกขั้นต่ำ: ไม่กำหนด	การขายคืนขั้นต่ำ: ไม่กำหนด
การซื้อครั้งถัดไปขั้นต่ำ: ไม่กำหนด	ยอดคงเหลือขั้นต่ำ: ไม่กำหนด
	ระยะเวลาการรับเงินค่าขายคืน: T+4 วันทำการ
	หลังจากวันทำการขายคืน
หมายเหตุ :ระยะเวลาการรับเงินค่าขายคืน ยังมีได้นับรวมวันหยุดทำการในต่างประเทศ	

ข้อมูลเชิงสถิติ	
Maximum Drawdown	-17.94 %
Recovering Period	4 เดือน
FX Hedging	91.04 %
Sharpe Ratio	0.94
Alpha	-6.48
Beta	0.67
อัตราส่วนหมุนเวียนการลงทุน	0.98 เท่า

ค่าธรรมเนียมที่เรียกเก็บจากกองทุนรวม (% ต่อปีของ NAV รวม VAT)		
ค่าธรรมเนียม	สูงสุดไม่เกิน	เก็บจริง
การจัดการ	2.1400	1.6050
รวมค่าใช้จ่าย	5.3500	1.8718
ค่าตอบแทนที่ได้รับจากบริษัทจัดการต่างประเทศ (Rebate fee) = 0.2800 % ของ NAV		
หมายเหตุ : บริษัทจัดการอาจพิจารณาเปลี่ยนแปลงค่าธรรมเนียมที่เรียกเก็บจริงเพื่อให้สอดคล้องกับกลยุทธ์หรือค่าใช้จ่ายในการบริหารจัดการ		

ค่าธรรมเนียมที่เรียกเก็บจากผู้ถือหน่วย (% ของมูลค่าหน่วยลงทุน รวม VAT)		
ค่าธรรมเนียม	สูงสุดไม่เกิน	เก็บจริง
การขาย	2.00	1.50
การรับซื้อคืน	2.00	ยกเว้น
การสับเปลี่ยนหน่วยลงทุนเข้า	2.00	1.50
การสับเปลี่ยนหน่วยลงทุนออก	2.00	ยกเว้น
การโอนหน่วย	10 บาท/500 หน่วย	ยกเว้น
	หรือเศษของ 500 หน่วย	
หมายเหตุ :		
1. กรณีสับเปลี่ยนเข้า บลจ.จะไม่คิดค่าธรรมเนียมการขาย		
2. บริษัทจัดการอาจพิจารณาเปลี่ยนแปลงค่าธรรมเนียมที่เรียกเก็บจริง เพื่อให้สอดคล้องกับกลยุทธ์หรือค่าใช้จ่ายในการบริหารจัดการ		
3. บริษัทจัดการอาจคิดค่าธรรมเนียมที่เรียกเก็บจากผู้ถือหน่วยกับผู้สั่งซื้อหรือผู้ถือหน่วยลงทุน แต่ละกลุ่มหรือแต่ละคนไม่เท่ากันได้		

สัดส่วนประเภททรัพย์สินที่ลงทุน		ทรัพย์สินที่ลงทุน 5 อันดับแรก	
breakdown	% NAV	holding	% NAV
1. หน่วยลงทุนของกองทุนระหว่างประเทศ	99.78	1. หน่วยลงทุน : Robeco Global Stars Equities IL USD	99.78
2. อื่น ๆ	0.22		

## การลงทุนในกองทุนอื่นเกินกว่า 20% (กองในประเทศและกองต่างประเทศ)

ชื่อกอง : Robeco Global Stars Equities IL USD

ISIN code : LU2080584019

Bloomberg code : ROGSEIU LX

### หมายเหตุ

1. กองทุนมีการเปลี่ยนแปลงชื่อกองทุนหลักเป็น Robeco Global Stars Equities IL USD ทั้งนี้ การเปลี่ยนชื่อกองทุนหลักเป็นการเปลี่ยนแปลงข้อมูลตามกองทุนหลักโดยการแก้ไขเพิ่มเติมโครงการดังกล่าว มีผลใช้บังคับตั้งแต่วันที่ 15 พฤษภาคม 2568 เป็นต้นไป
2. การเปลี่ยนแปลงชื่อกองทุนและชื่อย่อจากเดิมกองทุนเปิด ยูไนเต็ด อีควิตี้ ซัสเทนเนเบิล โกลบอล ฟันด์ (UESG-M) เป็น กองทุนเปิด ยูไนเต็ด โกลบอล สตาร์ อีควิตี้ ฟันด์ (UGSTAR-M) มีผลใช้บังคับตั้งแต่วันที่ 23 มิถุนายน 2568 เป็นต้นไป

### คำอธิบาย

**Maximum Drawdown :** เพอร์เซ็นต์ผลขาดทุนสูงสุดของกองทุนรวมในระยะเวลา 5 ปี ย้อนหลัง (หรือตั้งแต่จัดตั้งกองทุนกรณีที่ยังไม่ครบ 5 ปี) โดยวัดจากระดับ NAV ต่อหน่วยที่จุดสูงสุดไปจนถึงจุดต่ำสุดในช่วงที่ NAV ต่อหน่วยปรับตัวลดลง ค่า Maximum Drawdown เป็นข้อมูลที่จะช่วยให้ทราบถึงความเสี่ยงที่อาจจะขาดทุนจากการลงทุนในกองทุนรวม

**Recovering Period :** ระยะเวลาการฟื้นตัว เพื่อเป็นข้อมูลให้ผู้ลงทุนทราบถึงระยะเวลาดังแต่การขาดทุนสูงสุดจนถึงระยะเวลาที่ฟื้นกลับมาที่เงินทุนเริ่มต้นใช้ระยะเวลานานเท่าใด

**อัตราส่วนหมุนเวียนการลงทุน :** ความถี่ของการซื้อขายหลักทรัพย์ในพอร์ตกองทุนในช่วงเวลาใดช่วงเวลานึง

โดยคำนวณจากมูลค่าที่ต่ำกว่าระหว่างผลรวมของมูลค่าการซื้อขายหลักทรัพย์ของกองทุนรวมในรอบระยะเวลา 1 ปีหารด้วยมูลค่า NAV ของกองทุนรวมเฉลี่ยในรอบระยะเวลาเดียวกัน กองทุนรวมที่มีค่า portfolio turnover สูง บ่งชี้ถึงการซื้อขายหลักทรัพย์บ่อยครั้งของผู้จัดการกองทุนและทำให้ต้นทุนการซื้อขายหลักทรัพย์ที่สูง จึงต้องพิจารณาเปรียบเทียบกับผลการดำเนินงานของกองทุนรวมเพื่อประเมินความคุ้มค่าของการซื้อขายหลักทรัพย์ดังกล่าว

**Sharpe Ratio :** อัตราส่วนระหว่างผลตอบแทนส่วนเพิ่มของกองทุนรวมเปรียบเทียบกับความเสี่ยงจากการลงทุน

โดยคำนวณจากผลต่างระหว่างอัตราผลตอบแทนของกองทุนรวมกับอัตราผลตอบแทนที่ปราศจากความเสี่ยง (risk-free rate) เปรียบเทียบกับค่าเบี่ยงเบนมาตรฐาน (standard deviation) ของกองทุนรวม ค่า Sharpe Ratio สะท้อนถึงอัตราผลตอบแทนที่กองทุนรวมควรได้รับเพิ่มขึ้นเพื่อชดเชยกับความเสี่ยงที่กองทุนรวมรับมา โดยกองทุนรวมที่มีค่า Sharpe Ratio สูงกว่าจะเป็นกองทุนที่มีประสิทธิภาพในการบริหารจัดการลงทุนที่ดีกว่า เนื่องจากได้รับผลตอบแทนส่วนเพิ่มที่สูงกว่าภายใต้ระดับความเสี่ยงเดียวกัน

**Alpha :** ผลตอบแทนส่วนเกินของกองทุนรวมเมื่อเปรียบเทียบกับดัชนีชี้วัด (benchmark) โดยค่า Alpha ที่สูง หมายถึง กองทุนสามารถสร้างผลตอบแทนได้สูงกว่าดัชนีชี้วัด ซึ่งเป็นผลจากประสิทธิภาพของผู้จัดการกองทุนในการคัดเลือกหรือหาจังหวะเข้าลงทุนในหลักทรัพย์ได้อย่างเหมาะสม

**Beta :** ระดับและทิศทางการเปลี่ยนแปลงของอัตราผลตอบแทนของหลักทรัพย์ในพอร์ตการลงทุน โดยเปรียบเทียบกับอัตราการเปลี่ยนแปลงของตลาด Beta น้อยกว่า 1 แสดงว่าหลักทรัพย์ในพอร์ตการลงทุนมีการเปลี่ยนแปลงของอัตราผลตอบแทนน้อยกว่าการเปลี่ยนแปลงของอัตราผลตอบแทนของกลุ่มหลักทรัพย์ของตลาด Beta มากกว่า 1 แสดงว่าหลักทรัพย์ในพอร์ตการลงทุนมีการเปลี่ยนแปลงของอัตราผลตอบแทนมากกว่าการเปลี่ยนแปลงของอัตราผลตอบแทนของกลุ่มหลักทรัพย์ของตลาด

**Tracking Error :** เพื่อให้พิจารณาความผันผวนของส่วนต่างของผลตอบแทนเฉลี่ยของกองทุนรวมและผลตอบแทนของดัชนีชี้วัด

ซึ่งสะท้อนให้เห็นถึงประสิทธิภาพในการเลียนแบบดัชนีชี้วัดของกองทุนรวมว่ามีการเบี่ยงเบนออกไปจากดัชนีชี้วัด มากน้อยเพียงใด เช่น หากกองทุนรวมมีค่า TE ต่ำ แสดงว่าอัตราผลตอบแทนของกองทุนมีการเบี่ยงเบนออกไปจากดัชนีชี้วัดในอัตราที่ต่ำ ดังนั้น กองทุนรวมนี้จึงมีประสิทธิภาพในการเลียนแบบดัชนีอ้างอิง ในขณะที่กองทุนรวมที่มีค่า TE สูง แสดงว่าอัตราผลตอบแทนของกองทุนรวมมีการเบี่ยงเบนออกจากดัชนีชี้วัดในอัตราที่สูง ดังนั้น โอกาสที่ผลตอบแทนการลงทุนจะเป็นไปตามผลตอบแทนของ benchmark ก็จะลดน้อยลง เป็นต้น

**Yield to Maturity :** อัตราผลตอบแทนจากการลงทุนในตราสารหนี้โดยถือจนครบกำหนดอายุ

ซึ่งคำนวณจากดอกเบี้ยที่จะได้รับในอนาคตตลอดอายุตราสารและเงินต้นที่จะได้รับคืนนำมาคิดเป็นมูลค่าปัจจุบัน โดยใช้วัดอัตราผลตอบแทนของกองทุนรวมตราสารหนี้ คำนวณจากค่าเฉลี่ยถ่วงน้ำหนักของ Yield to Maturity ของตราสารหนี้แต่ละตัวที่กองทุนมีการลงทุน และเนื่องจาก Yield to Maturity มีหน่วยมาตรฐานเป็นเปอร์เซ็นต์ต่อปี จึงสามารถนำไปใช้เปรียบเทียบอัตราผลตอบแทนระหว่างกองทุนรวมตราสารหนี้ที่มีนโยบายถือครองตราสารหนี้จนครบกำหนดอายุและมีลักษณะการลงทุนที่ใกล้เคียงกันได้

บริษัทหลักทรัพย์จัดการกองทุน ยูโอบี (ประเทศไทย) จำกัด

ชั้น 23A, 25 อาคารเอเชียเซ็นเตอร์ เลขที่ 173/27-30, 31-33

ถนนสาทรใต้ แขวงทุ่งมหาเมฆ เขตสาทร กรุงเทพมหานคร 10120

โทรศัพท์ : 0-2786-2000

www.uobam.co.th

## Robeco Global Stars Equities IL USD

Robeco Global Stars Equities is an actively managed sub-fund that invests in stocks in developed countries across the world. The selection of these stocks is based on fundamental analysis. The Sub-fund's objective is to achieve a better return than the index. The Sub-fund has a concentrated portfolio of stocks with the highest potential growth which are selected on the basis of high free cash flow, an attractive return on invested capital and a constructive sustainability profile. The Sub-fund aims at selecting stocks with relatively low environmental footprints compared to stocks with high environmental footprints.



Michiel Plakman CFA, Chris Berkouwer, Yanxin Liu  
Fund manager since 10-11-2008

### Performance

	Fund	Index
1 m	2.23%	2.00%
3 m	6.94%	8.03%
Ytd	13.25%	19.78%
1 Year	15.89%	22.02%
2 Years	24.32%	27.71%
3 Years	19.64%	21.69%
5 Years	13.97%	15.58%
Since 11-2019	13.84%	13.26%

Annualized (for periods longer than one year)

Note: due to a difference in measurement period between the fund and the index, performance differences may arise. For further info, see last page.

### Calendar year performance

	Fund	Index
2024	20.79%	18.67%
2023	24.77%	23.79%
2022	-20.29%	-18.14%
2021	19.92%	21.82%
2020	27.17%	15.90%
2022-2024	6.30%	6.34%
2020-2024	12.87%	11.17%

Annualized (years)

**Past performance is no guarantee of future results. The value of your investments may fluctuate.** If the currency in which the past performance is displayed differs from the currency of the country in which you reside, then you should be aware that due to exchange rate fluctuations the performance shown may increase or decrease if converted into your local currency. Performance since inception is as of the first full month. Periods shorter than one year are not annualized. Returns net of fees, based on transaction prices.

### Index

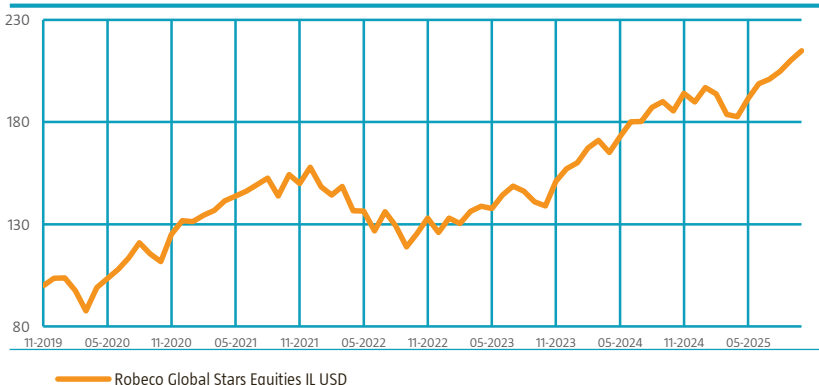
MSCI World Index (Net Return, USD)

### General facts

Morningstar	★★★★★
Type of fund	Equities
Currency	USD
Total size of fund	USD 2,485,470,730
Size of share class	USD 179,804,064
Outstanding shares	833,490
1st quotation date	26-11-2019
Close financial year	31-12
Ongoing charges	1.01%
Daily tradable	Yes
Dividend paid	No
Ex-ante tracking error limit	-
Management company	Robeco Institutional Asset Management B.V.

### Performance

Indexed value (until 31-10-2025) - Source: Robeco



### Performance

Based on transaction prices, the fund's return was 2.23%.

In October, the portfolio had a positive absolute return, also outperforming the benchmark. Sector-wise, our positioning in healthcare and consumer staples helped performance best. The sectors energy and consumer discretionary, however, struggled most. In terms of stock selection, Alphabet again contributed best to performance as investors begin to see the company as an AI beneficiary. Alphabet reported very strong earnings on the back of accelerating revenue growth to its first quarter of more than USD 100 billion in sales. Next to strong results for Search, Google Cloud and YouTube also continued to deliver strong results, which altogether led to many analyst upgrades. Thermo Fisher also contributed nicely to performance. The month started with a deal between President Trump and pharma giant Pfizer, boosting confidence back into the healthcare sector. Also, Thermo announced a partnership with OpenAI to embed AI across its clinical trial business.

### Market development

Abundant liquidity in conjunction with the gravitational pull of AI has powered global equities to successive all-time highs (+3.8% in EUR; +2.0% in USD). Credit quality fears from several high-profile US bankruptcies in short succession at the start of the month, followed by a renewed US-China trade quarrel were quickly brushed off by the market. Meanwhile, the prisoner's dilemma on AI plays on. Investment spend keeps going up, as are the number of new AI deals, often etched in peculiar circular nature. Whether this is typical of 'bubble territory' can be debated, but it does make sense to view such announcements with a dose of skepticism. Earnings reports have been solid thus far with 'Mag7' expectations continuing to move higher. Broadening of earnings growth beyond that select group of stocks is happening too, but slower than predicted over the past year. It seems that the feared impact from tariffs is manageable and growth isn't plunging, at least for now. If tariffs indeed prove to be a slow burn and companies plan gradual pass-throughs to protect volumes, a potential fallout seems manageable.

### Expectation of fund manager

There are plenty of economic and market metrics that would normally give discomfort; yet, true to Keynesian wisdom, markets can remain irrational longer than you can stay solvent. The timeline for a reckoning keeps being pushed out as liquidity remains plentiful and headlines around yet another AI deal or partnership keep flowing, ignoring the financial engineering that is taking place to get those done. Company commentary, though, flags a weakening US consumer, especially in the lower income cohort, most notably visible across weak consumer staples performance. This bears monitoring to see if this relates to a lack of immigration growth or is a more broad-based phenomenon. On the monetary front, despite the US shutdown preventing key economic data points to be delivered, the Fed decided on another rate cut, though hinting at a potential pause in December. Rationally, it would make sense to slowly hit the brakes as markets increasingly resemble 'peak-of-cycle' behavior.

### Top 10 largest positions

Alpha is generated from active weights, hence we share the holdings whereby we deviate most from the benchmark below. Our top active position is Alphabet, as we believe that with its leading positions in Search, Cloud and the investments into its AI platform, Alphabet has a long runway for growth with attractive returns. Thermo Fisher is our second-largest active weight; it is a US life sciences toolmaker with arguably the best operating track record in the healthcare tool space. We believe the medical tool sector is past the worst and sees most of its end-markets accelerating from here. US pharma giant Eli Lilly rounds off our top three active positions. The company enjoys one of the strongest product pipelines in pharma, while at the same time having low risk to patent expirations. Its leading franchises in areas such as anti-obesity (GLP-1), neurology and oncology enables it to have strong growth potential for years to come.

### Fund price

31-10-25	USD	215.72
High Ytd (28-10-25)	USD	216.86
Low Ytd (08-04-25)	USD	165.08

### Fees

Management fee	0.88%
Performance fee	None
Service fee	0.12%

### Legal status

Investment company with variable capital incorporated under Luxembourg law (SICAV)	
Issue structure	Open-end
UCITS V	Yes
Share class	IL USD
This fund is a subfund of Robeco Capital Growth Funds, SICAV	

### Registered in

Luxembourg, Switzerland

### Currency policy

The fund is allowed to pursue an active currency policy to generate extra returns and can engage in currency hedging transactions.

### Risk management

Risk management is fully integrated into the investment process to ensure that positions always meet predefined guidelines.

### Dividend policy

The fund does not distribute dividend. The fund retains any income that is earned and so its entire performance is reflected in its share price.

### Fund codes

ISIN	LU2080584019
Bloomberg	ROGSEIU LX
Valoren	51336412

### Top 10 largest positions

#### Holdings

NVIDIA Corp
Microsoft Corp
Alphabet Inc (Class A)
Apple Inc
Amazon.com Inc
Eli Lilly & Co
JPMorgan Chase & Co
Thermo Fisher Scientific Inc
Broadcom Inc
Sony Group Corp
<b>Total</b>

Sector	%
Information Technology	6.92
Information Technology	5.92
Communication Services	5.60
Information Technology	4.94
Consumer Discretionary	4.06
Health Care	3.12
Financials	3.07
Health Care	2.66
Information Technology	2.43
Consumer Discretionary	2.35
<b>Total</b>	<b>41.07</b>

Holdings are subject to change. This is not a buy, sell or hold recommendation for any particular security. The securities shown here are for illustrative purposes only to demonstrate the investment strategy on the date stated above. It cannot be guaranteed the same securities will be considered in the future. No reference can be made to the future development of the securities.

### Top 10/20/30 weights

TOP 10	41.07%
TOP 20	62.11%
TOP 30	77.76%

### Key risk figures

	3 Years	5 Years
Tracking error ex-post (%)	3.05	3.11
Information ratio	-0.28	-0.15
Sharpe ratio	1.35	0.80
Alpha (%)	0.41	0.21
Beta	0.92	0.94
Standard deviation	11.80	14.81
Max. monthly gain (%)	8.80	11.97
Max. monthly loss (%)	-5.23	-7.93

Above mentioned ratios are based on gross of fees returns.

### Hit ratio

	3 Years	5 Years
Months outperformance	17	29
Hit ratio (%)	47.2	48.3
Months Bull market	25	40
Months outperformance Bull	10	18
Hit ratio Bull (%)	40.0	45.0
Months Bear market	11	20
Months Outperformance Bear	7	11
Hit ratio Bear (%)	63.6	55.0

Above mentioned ratios are based on gross of fees returns.

**Past performance is no guarantee of future results. The value of your investments may fluctuate.**

### Asset Allocation

Asset allocation		
Equity		98.6%
Cash		1.4%

### Sector allocation

The portfolio is overweight in sectors that have a high return on invested capital, a good FCF yield and a good sustainability profile. We are currently overweight in communication services, information technology, consumer discretionary and healthcare. We are underweight in consumer staples, industrials, materials and utilities. High inflation continues to impact the market. We are also concerned about slowing growth in the global economy and the rising risk of a global recession, which will impact the cyclical sectors most negatively.

Sector allocation		Deviation index	
Information Technology	33.3%		4.7%
Financials	12.6%		-3.6%
Consumer Discretionary	11.9%		1.6%
Health Care	11.8%		2.6%
Communication Services	11.5%		2.9%
Industrials	10.8%		-0.3%
Materials	3.1%		0.0%
Consumer Staples	1.7%		-3.5%
Energy	1.6%		-1.7%
Real Estate	1.6%		-0.2%
Utilities	0.0%		-2.6%

### Regional allocation

We have relatively neutral regional weights. We have moved slightly lower in weight in Europe, as we see political turmoil in France and the UK, leading to potentially higher credit rates. We have added to our US weight but remain underweight North America. We have a neutral position in Asia-Pacific, with a slight underweight of Japan and an overweight position in Emerging Asia.

Regional allocation		Deviation index	
America	76.2%		0.3%
Europe	14.0%		-1.8%
Asia	9.0%		0.9%
Middle East	0.8%		0.5%

### Currency allocation

The fund pursues a moderately active currency allocation policy. We hedge most currencies back to a benchmark position.

Currency allocation		Deviation index	
U.S. Dollar	77.3%		4.3%
Euro	7.3%		-1.2%
Pound Sterling	6.6%		3.0%
Japanese Yen	4.9%		-0.6%
Taiwan Dollar	2.2%		2.2%
Hong Kong Dollar	1.8%		1.3%
Danish Kroner	0.0%		-0.4%
Singapore Dollar	0.0%		-0.4%
Swedish Kroner	0.0%		-0.8%
Australian Dollar	0.0%		-1.6%
Swiss Franc	0.0%		-2.2%
Other	0.0%		-3.6%

The allocations shown are for illustrative purposes only. This is the current overview as of the date stated and not a guarantee of future developments. It should not be assumed that any investments in these allocations were or will be profitable. Due to rounding, the sum may not equal 100%.

ESG Important information

The sustainability information in this factsheet can help investors integrate sustainability considerations in their process. This information is for informational purposes only. The reported sustainability information may not at all be used in relation to binding elements for this fund. A decision to invest should take into account all characteristics or objectives of the fund as described in the prospectus. The prospectus is available on request and free of charge on the Robeco website.

Sustainability

The fund incorporates sustainability in the investment process via exclusions, ESG integration, ESG and environmental footprint targets, and voting. The fund does not invest in issuers that are in breach of international norms or where activities have been deemed detrimental to society following Robeco's exclusion policy. Financially material ESG factors are integrated in the bottom-up fundamental investment analysis to assess existing and potential ESG risks and opportunities. In the stock selection the fund limits exposure to elevated sustainability risks. The fund also targets a better ESG score and at least 20% lower carbon footprint compared to the reference index. In addition, where a stock issuer is flagged for breaching international standards in the ongoing monitoring, the issuer will become subject to exclusion. Lastly, the fund makes use of shareholder rights and applies proxy voting in accordance with Robeco's proxy voting policy.

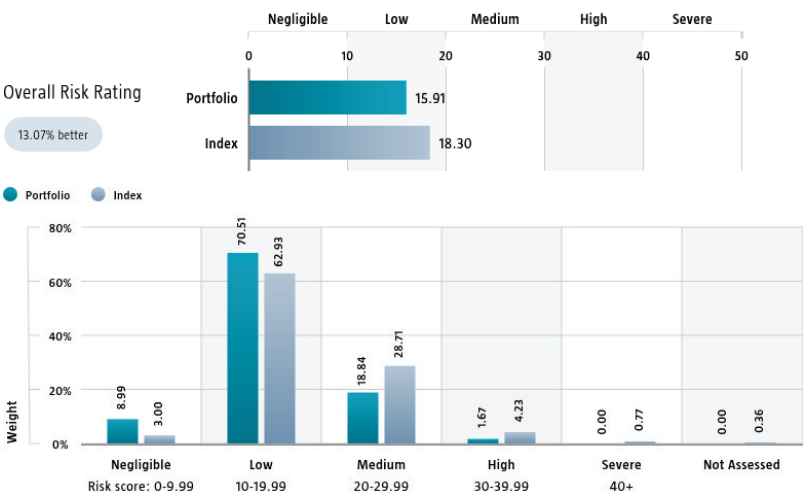
For more information please visit the sustainability-related disclosures.

The index used for all sustainability visuals is based on MSCI World Index (Net Return, USD).

Sustainalytics ESG Risk Rating

The Portfolio Sustainalytics ESG Risk Rating chart displays the portfolio's ESG Risk Rating. This is calculated by multiplying each portfolio component's Sustainalytics ESG Risk Rating by its respective portfolio weight. The Distribution across Sustainalytics ESG Risk levels chart shows the portfolio allocations broken into Sustainalytics' five ESG risk levels: negligible (0-10), low (10-20), medium (20-30), high (30-40) and severe (40+), providing an overview of portfolio exposure to the different ESG risk levels. Index scores are provided alongside the portfolio scores, highlighting the portfolio's ESG risk level compared to the index.

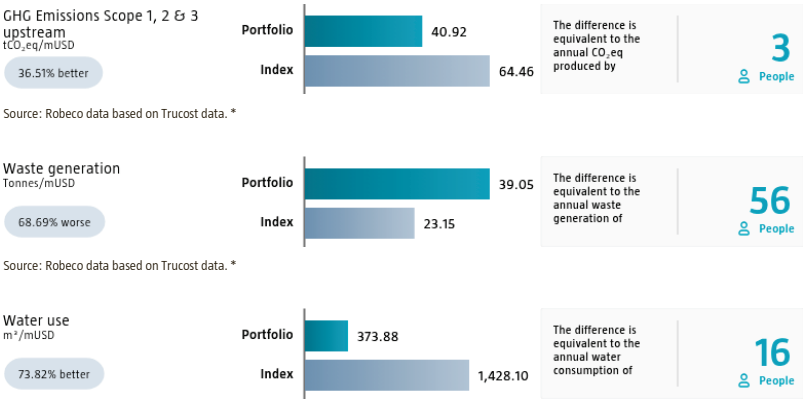
Only holdings mapped as corporates are included in the figures.



Source: Copyright ©2025 Sustainalytics. All rights reserved.

Environmental Footprint

Environmental footprint expresses the total resource consumption of the portfolio per mUSD invested. Each assessed company's footprint is calculated by normalizing resources consumed by the company's enterprise value including cash (EVIC). We aggregate these figures to portfolio level using a weighted average, multiplying each assessed portfolio constituent's footprint by its respective position weight. For comparison, index footprints are shown besides that of the portfolio. The equivalent factors that are used for comparison between the portfolio and index represent European averages and are based on third-party sources combined with own estimates. As such, the figures presented are intended for illustrative purposes and are purely an indication. Only holdings mapped as corporates are included in the figures.



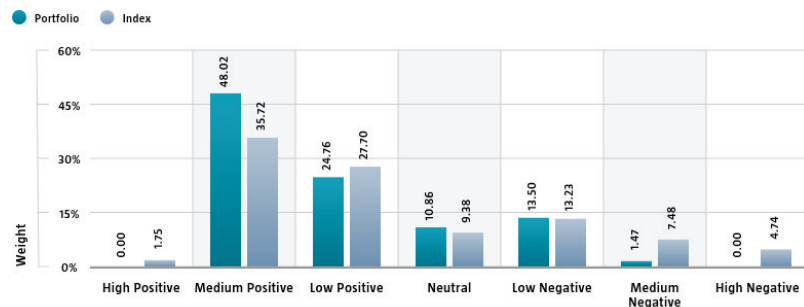
Source: Robeco data based on Trucost data. \*

\* Source: S&P Global Market Intelligence data © Trucost 2025. All rights in the Trucost data and reports vest in Trucost and/or its licensors. Neither S&P Global Market Intelligence, nor its affiliates, nor its licensors accept any liability for any errors, omissions or interruptions in the Trucost data and/or reports. No further distribution of the Data and/or Reports is permitted without S&P Global Market Intelligence's express written consent. Reproduction of any information, data or material, including ratings is prohibited. The content is not a recommendation to buy, sell or hold such investment or security, nor does it address suitability of an investment or security and should not be relied on as investment advice.



## SDG Impact Alignment

This distribution across SDG scores shows the portfolio weight allocated to companies with a positive, negative and neutral impact alignment with the Sustainable Development Goals (SDG) based on Robeco's SDG Framework. The framework utilizes a three-step approach to assess a company's impact alignment with the relevant SDGs and assign a total SDG score. The score ranges from positive to negative impact alignment with levels from high, medium or low impact alignment. This results in a 7-step scale from -3 to +3. For comparison, index figures are provided alongside that of the portfolio. Only holdings mapped as corporates are included in the figures.



Source: Robeco. Data derived from internal processes.

## Engagement

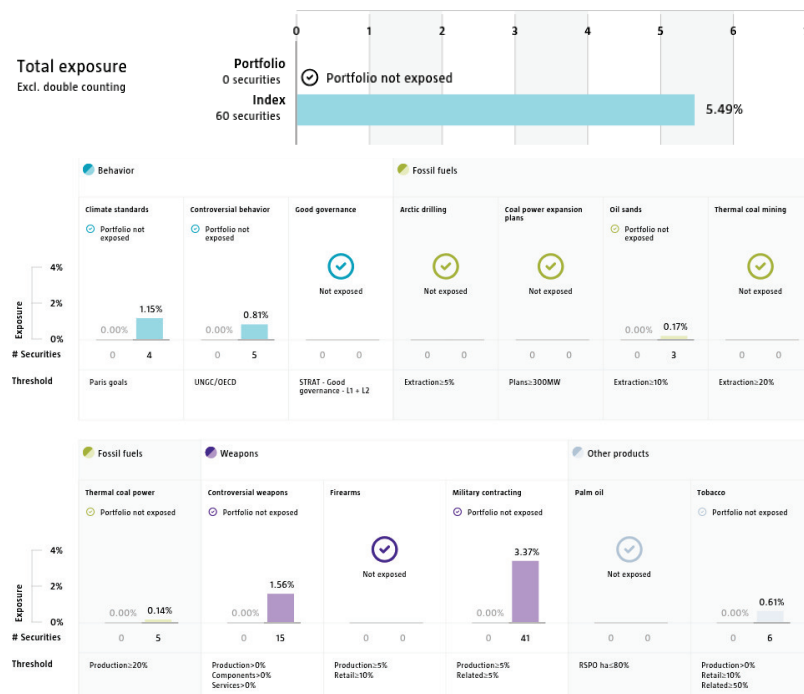
Robeco distinguishes between three types of engagement. Value Engagement focuses on long-term issues that are financially material and/or are causing adverse sustainability impacts. The themes can be broken into Environmental, Social, Governance, or Voting-related. SDG Engagement aims to drive a clear and measurable improvement in a company's SDG contribution. Enhanced engagement is triggered by misconduct and focuses on companies severely breaching international standards. The report is based on all companies in the portfolio for which engagement activities have taken place during the past 12 months. Note that companies may be under engagement in multiple categories simultaneously. While the total portfolio exposure excludes double counting, it may not equal the sum of individual category exposures.

	Portfolio exposure	# companies engaged with	# activities with companies engaged with
Total (* excluding double counting)	66.85%	32	137
Environmental	9.75%	5	13
Social	7.77%	5	9
Governance	18.80%	6	29
Sustainable Development Goals	42.50%	21	82
Voting Related	6.76%	4	4
Enhanced	0.00%	0	0

Source: Robeco. Data derived from internal processes.

## Exclusions

The Exclusions charts display the degree of adherence to exclusion applied by Robeco. For reference, index exposures are shown beside that of the portfolio. Thresholds are based on revenues unless otherwise indicated. For more information about the exclusion policy and which level applies, please refer to the Exclusion Policy and Exclusion List available on Robeco.com.



Source: We use several data sources such as Sustainalytics, RSPO (Roundtable on Sustainable Palm Oil), World Bank, Freedom House, Fund for Peace and International Sanctions; further policy document available [Exclusion Policy](#)



### Investment policy

Robeco Global Stars Equities is an actively managed sub-fund that invests in stocks in developed countries across the world. The selection of these stocks is based on fundamental analysis. The Sub-fund's objective is to achieve a better return than the index. The Sub-fund has a concentrated portfolio of stocks with the highest potential growth which are selected on the basis of high free cash flow, an attractive return on invested capital and a constructive sustainability profile. The Sub-fund aims at selecting stocks with relatively low environmental footprints compared to stocks with high environmental footprints.

The fund aims for a better sustainability profile compared to the Benchmark by promoting certain E&S (i.e. Environmental and Social) characteristics within the meaning of Article 8 of the European Sustainable Finance Disclosure Regulation and integrating ESG and sustainability risks in the investment process and applies Robeco's Good Governance policy. The fund applies sustainability indicators, including but not limited to, normative, activity-based and region-based exclusions, proxy voting and aims for an improved environmental footprint.

### Fund manager's CV

Michiel Plakman is Portfolio Manager and Co-Head of Robeco's Global Equity team. He is Lead Portfolio Manager Global Stars Equities and Portfolio Manager Global Engagement Equities. He is responsible for fundamental global equities with a focus on companies in information technology, real estate, communication services and portfolio construction. Before starting this role since 2009, Michiel was responsible for managing the Robeco IT Equities fund within the TMT team. Prior to joining Robeco in 1999, he worked as a Portfolio Manager Japan at Achmea Global Investors (PVF Pensioen). From 1995 to 1996 he was Portfolio Manager European Equities at KPN Pension Fund. Michiel holds a Master's in Econometrics from Vrije Universiteit Amsterdam and is a CFA® Charterholder. Chris Berkouwer is Portfolio Manager and member of the Global Equity team. He has a focus on the low-carbon transition and on companies in the energy, materials and industrials sectors. He is also Deputy Lead Portfolio Manager Global Stars Equities. He is responsible for fundamental global equities, as well as portfolio construction. Prior to joining Robeco in 2010, he worked as an analyst for The Hague Centre for Strategic Studies. He conducted country, industry and company research for various equity teams before joining the Global Equity team. Chris holds a Master's in Business Administration and International Public Management from the Erasmus University Rotterdam and is a CFA® Charterholder. Yanxin Liu is Portfolio Manager and member of the Global Equity team. She is also Deputy Lead Portfolio Manager Global Stars Equities. She has a focus on information technology. She is responsible for fundamental global equities as well as portfolio construction. Yanxin spent 11 years with our Emerging Markets Equity team, prior to joining the Global Equity team in 2022. Within the Emerging Markets team her focus was on all sectors in Greater China. Prior to that, Yanxin worked for DSM Pension Services in the Netherlands as an analyst focusing on US large-cap equities. Yanxin has a Master's in Finance from the Erasmus University Rotterdam and a Bachelor's in Financial Accounting from Nankai University in Tianjin, China. She became a CFA® Charterholder in 2015 and is a native Mandarin speaker.

### Fiscal product treatment

The fund is established in Luxembourg and is subject to the Luxembourg tax laws and regulations. The fund is not liable to pay any corporation, income, dividend or capital gains tax in Luxembourg. The fund is subject to an annual subscription tax ('tax d'abonnement') in Luxembourg, which amounts to 0.01% of the net asset value of the fund. This tax is included in the net asset value of the fund. The fund can in principle use the Luxembourg treaty network to partially recover any withholding tax on its income.

### Fiscal treatment of investor

Investors who are not subject to (exempt from) Dutch corporate-income tax (e.g. pension funds) are not taxed on the achieved result. Investors who are subject to Dutch corporate-income tax can be taxed for the result achieved on their investment in the fund. Dutch bodies that are subject to corporate-income tax are obligated to declare interest and dividend income, as well as capital gains in their tax return. Investors residing outside the Netherlands are subject to their respective national tax regime applying to foreign investment funds. We advise individual investors to consult their financial or tax adviser about the tax consequences of an investment in this fund in their specific circumstances before deciding to invest in the fund.

### Sustainability images

The figures shown in the sustainability visuals are calculated on subfund level.

### MSCI disclaimer

Source MSCI. MSCI makes no express or implied warranties or representations and shall have no liability whatsoever with respect to any MSCI data contained herein. The MSCI data may not be further redistributed or used as a basis for other indices or any securities or financial products. This report is not approved, endorsed, reviewed or produced by MSCI. None of the MSCI data is intended to constitute investment advice or a recommendation to make (or refrain from making) any kind of investment decision and may not be relied on as such.

### Morningstar

Copyright © Morningstar Benelux. All Rights Reserved. The information contained herein: (1) is proprietary to Morningstar and/or its content providers; (2) may not be copied or distributed; and (3) is not warranted to be accurate, complete or timely. Neither Morningstar nor its content providers are responsible for any damages or losses arising from any use of this information. Past performance is no guarantee of future results. For more information on Morningstar, please refer to [www.morningstar.com](http://www.morningstar.com)

### Sustainalytics disclaimer

The information, methodologies, data and opinions contained or reflected herein are proprietary of Sustainalytics and/or third parties, intended for internal, non-commercial use, and may not be copied, distributed or used in any way, including via citation, unless otherwise explicitly agreed in writing. They are provided for informational purposes only and (1) do not constitute investment advice; (2) cannot be interpreted as an offer or indication to buy or sell securities, to select a project or make any kind of business transactions; (3) do not represent an assessment of the issuer's economic performance, financial obligations nor of its creditworthiness; (4) are not a substitute for a professional advice; (5) past performance is no guarantee of future results. These are based on information made available by third parties, subject to continuous change and therefore are not warranted as to their merchantability, completeness, accuracy or fitness for a particular purpose. The information and data are provided "as is" and reflect Sustainalytics' opinion at the date of their elaboration and publication. Sustainalytics nor any of its third-party suppliers accept any liability for damage arising from the use of the information, data or opinions contained herein, in any manner whatsoever, except where explicitly required by law. Any reference to third party names is for appropriate acknowledgement of their ownership and does not constitute a sponsorship or endorsement by such owner. Insofar as applicable, researched companies referred herein may have a relationship with different Sustainalytics' business units. Sustainalytics has put in place adequate measures to safeguard the objectivity and independence of its opinions. For more information, contact [compliance@sustainalytics.com](mailto:compliance@sustainalytics.com).

## Important Information

Robeco Institutional Asset Management B.V. has a license as manager of Undertakings for Collective Investment in Transferable Securities (UCITS) and Alternative Investment Funds (AIFs) ("Fund(s)") from the Netherlands Authority for the Financial Markets. This is a marketing communication solely intended for professional investors, defined as investors qualifying as professional clients, who have requested to be treated as professional clients or who are authorized to receive such information under any applicable laws. Robeco Institutional Asset Management B.V. and/or its related, affiliated and subsidiary companies ("Robeco"), will not be liable for any damages arising out of the use of this document. Users of this information who provide investment services in the European Union have their own responsibility to assess whether they are allowed to receive the information in accordance with MiFID II regulations. To the extent this information qualifies as a reasonable and appropriate minor non-monetary benefit under MiFID II, users that provide investment services in the European Union are responsible for complying with applicable recordkeeping and disclosure requirements. The content of this document is based upon sources of information believed to be reliable and comes without warranties of any kind. Without further explanation this document cannot be considered complete. Any opinions, estimates or forecasts may be changed at any time without prior warning. If in doubt, please seek independent advice. This document is intended to provide the professional investor with general information about Robeco's specific capabilities but has not been prepared by Robeco as investment research and does not constitute an investment recommendation or advice to buy, hold or sell certain securities or investment products or to adopt any investment strategy or legal, accounting or tax advice. All rights relating to the information in this document are and will remain the property of Robeco. This document may not be copied or shared with the public. No part of this document may be reproduced or published in any form or by any means without Robeco's prior written permission. Investment involves risks. Before investing, please note the initial capital is not guaranteed. Investors should ensure they fully understand the risk associated with any Robeco product or service offered in their country of domicile. Investors should also consider their own investment objective and risk tolerance level. Historical returns are provided for illustrative purposes only. The price of units may go down as well as up and past performance is no guarantee of future results. If the currency in which the past performance is displayed differs from the currency of the country in which you reside, then you should be aware that due to exchange rate fluctuations the performance shown may increase or decrease if converted into your local currency. The performance data do not take account of the commissions and costs incurred when trading securities in client portfolios or for the issue and redemption of units. Unless otherwise stated, performances are i) net of fees based on transaction prices and ii) with dividends reinvested. Please refer to the prospectus of the Funds for further details. Performance is quoted net of investment management fees. The ongoing charges mentioned in this document are the ones stated in the Fund's latest annual report at closing date of the last calendar year. This document is not directed to or intended for distribution to or for use by any person or entity who is a citizen or resident of or located in any locality, state, country or other jurisdiction where such distribution, document, availability or use would be contrary to law or regulation or which would subject any Fund or Robeco Institutional Asset Management B.V. to any registration or licensing requirement within such jurisdiction. Any decision to subscribe for interests in a Fund offered in a particular jurisdiction must be made solely on the basis of information contained in the prospectus, which information may be different from the information contained in this document. Prospective applicants for shares should inform themselves as to legal requirements which may also apply and any applicable exchange control regulations and taxes in the countries of their respective citizenship, residence or domicile. The Fund information, if any, contained in this document is qualified in its entirety by reference to the prospectus, and this document should, at all times, be read in conjunction with the prospectus. Detailed information on the Fund and associated risks is contained in the prospectus. The prospectus and the Key Information Document (PRIIP) for the Robeco Funds can all be obtained free of charge from Robeco's websites.

### Additional information for US investors

This document may be distributed in the US by Robeco Institutional Asset Management US, Inc. ("Robeco US"), an investment adviser registered with the US Securities and Exchange Commission (SEC). Such registration should not be interpreted as an endorsement or approval of Robeco US by the SEC. Robeco Institutional Asset Management B.V. is considered "participating affiliated" and some of their employees are "associated persons" of Robeco US as per relevant SEC no-action guidance. Employees identified as associated persons of Robeco US perform activities directly or indirectly related to the investment advisory services provided by Robeco US. In those situations these individuals are deemed to be acting on behalf of Robeco US. SEC regulations are applicable only to clients, prospects and investors of Robeco US. Robeco US is wholly owned subsidiary of ORIX Corporation Europe N.V. ("ORIX"), a Dutch Investment Management Firm located in Rotterdam, the Netherlands. Robeco US is located at 230 Park Avenue, 33rd floor, New York, NY 10169.

### Additional information for US Offshore investors – Reg S

The Robeco Capital Growth Funds have not been registered under the United States Investment Company Act of 1940, as amended, nor the United States Securities Act of 1933, as amended. None of the shares may be offered or sold, directly or indirectly in the United States or to any US Person. A US Person is defined as (a) any individual who is a citizen or resident of the United States for federal income tax purposes; (b) a corporation, partnership or other entity created or organized under the laws of or existing in the United States; (c) an estate or trust the income of which is subject to United States federal income tax regardless of whether such income is effectively connected with a United States trade or business. In the United States, this material may be distributed only to a person who is a "distributor", or who is not a "US person", as defined by Regulation S under the U.S. Securities Act of 1933 (as amended).

### Additional information for investors with residence or seat in Australia

This document is distributed in Australia by Robeco Hong Kong Limited (ARBN 156 512 659), which is exempt from the requirement to hold an Australian financial services license under the Corporations Act 2001 (Cth) pursuant to ASIC Class Order 03/1103. Robeco Hong Kong Limited is regulated by the Securities and Futures Commission under the laws of Hong Kong and those laws may differ from Australian laws. This document is distributed only to "wholesale clients" as that term is defined under the Corporations Act 2001 (Cth). This document is not intended for distribution or dissemination, directly or indirectly, to any other class of persons. This document is not intended for public distribution in Australia.

### Additional information for investors with residence or seat in New Zealand

In New Zealand, this document is only available to wholesale investors within the meaning of clause 3(2) of Schedule 1 of the Financial Markets Conduct Act 2013 (FMCA). This document is not intended for public distribution in New Zealand.

### Additional information for investors with residence or seat in Austria

This information is solely intended for professional investors or eligible counterparties in the meaning of the Austrian Securities Oversight Act.

### Additional information for investors with residence or seat in Brazil

The Fund may not be offered or sold to the public in Brazil. Accordingly, the Fund has not been nor will be registered with the Brazilian Securities Commission (CVM), nor has it been submitted to the foregoing agency for approval. Documents relating to the Fund, as well as the information contained therein, may not be supplied to the public in Brazil, as the offering of the Fund is not a public offering of securities in Brazil, nor may they be used in connection with any offer for subscription or sale of securities to the public in Brazil.

### Additional information for investors with residence or seat in Brunei

The Prospectus relates to a private collective investment scheme which is not subject to any form of domestic regulations by the Autoriti Monetari Brunei Darussalam ("Authority"). The Prospectus is intended for distribution only to specific classes of investors as specified in section 20 of the Securities Market Order, 2013, and must not, therefore, be delivered to, or relied on by, a retail client. The Authority is not responsible for reviewing or verifying any prospectus or other documents in connection with this collective investment scheme. The Authority has not approved the Prospectus or any other associated documents nor taken any steps to verify the information set out in the Prospectus and has no responsibility for it. The units to which the Prospectus relates may be illiquid or subject to restrictions on their resale. Prospective purchasers of the units offered should conduct their own due diligence on the units.

### Additional information for investors with residence or seat in Canada

No securities commission or similar authority in Canada has reviewed or in any way passed upon this document or the merits of the securities described herein, and any representation to the contrary is an offence. Robeco Institutional Asset Management B.V. relies on the international dealer and international adviser exemption in Quebec and has appointed McCarthy Tétrault LLP as its agent for service in Quebec.

### Additional information for investors with residence or seat in the Republic of Chile

Neither Robeco nor the Funds have been registered with the Comisión para el Mercado Financiero pursuant to Law no. 18.045, the Ley de Mercado de Valores and regulations thereunder. This document does not constitute an offer of or an invitation to subscribe for or purchase shares of the Funds in the Republic of Chile, other than to the specific person who individually requested this information on their own initiative. This may therefore be treated as a "private offering" within the meaning of Article 4 of the Ley de Mercado de Valores (an offer that is not addressed to the public at large or to a certain sector or specific group of the public).

### Additional information for investors with residence or seat in Colombia

This document does not constitute a public offer in the Republic of Colombia. The offer of the fund is addressed to less than one hundred specifically identified investors. The fund may not be promoted or marketed in Colombia or to Colombian residents, unless such promotion and marketing is made in compliance with Decree 2555 of 2010 and other applicable rules and regulations related to the promotion of foreign funds in Colombia. The distribution of this Prospectus and the offering of Shares may be restricted in certain jurisdictions. The information contained in this Prospectus is for general guidance only, and it is the responsibility of any person or persons in possession of this Prospectus and wishing to make application for Shares to inform themselves of, and to observe, all applicable laws and regulations of any relevant jurisdiction. Prospective applicants for Shares should inform themselves of any applicable legal requirements, exchange control regulations and applicable taxes in the countries of their respective citizenship, residence or domicile.

### Additional information for investors with residence or seat in the Dubai International Financial Centre (DIFC), United Arab Emirates

This material is distributed by Robeco Institutional Asset Management B.V. (DIFC Branch) located at Office 209, Level 2, Gate Village Building 7, Dubai International Financial Centre, Dubai, PO Box 482060, UAE. Robeco Institutional Asset Management B.V. (DIFC Branch) is regulated by the Dubai Financial Services Authority ("DFSA") and only deals with Professional Clients or Market Counterparties and does not deal with Retail Clients as defined by the DFSA.

### Additional information for investors with residence or seat in France

Robeco Institutional Asset Management B.V. is at liberty to provide services in France. Robeco France is a subsidiary of Robeco whose business is based on the promotion and distribution of the group's funds to professional investors in France.

### Additional information for investors with residence or seat in Germany

This information is solely intended for professional investors or eligible counterparties in the meaning of the German Securities Trading Act.

### Additional information for investors with residence or seat in Hong Kong

This document is solely intended for professional investors, which has the meaning ascribed to it in the Securities and Futures Ordinance (Cap 571) and its subsidiary legislation of Hong Kong. This document is issued by Robeco Hong Kong Limited ("Robeco"), which is regulated by the Hong Kong Securities and Futures Commission ("SFC"). The contents of this document have not been reviewed by the SFC. If there is any doubt about any of the contents of this document, independent professional advice should be obtained.

### Additional information for investors with residence or seat in Indonesia

The Prospectus does not constitute an offer to sell nor a solicitation to buy securities in Indonesia.

### Additional information for investors with residence or seat in Italy

This document is considered for use solely by qualified investors and private professional clients (as defined in Article 26 (1) (b) and (d) of Consob Regulation No. 16190 dated 29 October 2007). If made available to Distributors and individuals authorized by Distributors to conduct promotion and marketing activity, it may only be used for the purpose for which it was conceived. The data and information contained in this document may not be used for communications with Supervisory Authorities. This document does not include any information to determine, in concrete terms, the investment

inclination and, therefore, this document cannot and should not be the basis for making any investment decisions.

### **Additional information for investors with residence or seat in Japan**

This document is considered for use solely by qualified investors and is distributed by Robeco Japan Company Limited, registered in Japan as a Financial Instruments Business Operator, [registered No. the Director of Kanto Local Financial Bureau (Financial Instruments Business Operator), No.2780, Member of Japan Investment Advisors Association].

### **Additional information for investors with residence or seat in South Korea**

No representation is made with respect to the eligibility of any recipients of the document to acquire the Funds therein under the laws of South Korea, including but not limited to the Foreign Exchange Transaction Act and Regulations thereunder. The Funds have not been registered under the Financial Investment Services and Capital Markets Act of Korea, and none of the Funds may be offered, sold or delivered, or offered or sold to any person for re-offering or resale, directly or indirectly, in South Korea or to any resident of South Korea except pursuant to applicable laws and regulations of South Korea.

### **Additional information for investors with residence or seat in Liechtenstein**

This document is exclusively distributed to Liechtenstein-based, duly licensed financial intermediaries (such as banks, discretionary portfolio managers, insurance companies, fund of funds) which do not intend to invest on their own account into Fund(s) displayed in the document. This material is distributed by Robeco Switzerland Ltd, postal address: Josefstrasse 218, 8005 Zurich, Switzerland. LGT Bank Ltd., Herrengasse 12, FL-9490 Vaduz, Liechtenstein acts as the representative and paying agent in Liechtenstein. The prospectus, the Key Information Documents (PRIIP), the articles of association, the annual and semi-annual reports of the Fund(s) may be obtained from the representative or via the website.

### **Additional information for investors with residence or seat in Malaysia**

Generally, no offer or sale of the Shares is permitted in Malaysia unless where a Recognition Exemption or the Prospectus Exemption applies: NO ACTION HAS BEEN, OR WILL BE, TAKEN TO COMPLY WITH MALAYSIAN LAWS FOR MAKING AVAILABLE, OFFERING FOR SUBSCRIPTION OR PURCHASE, OR ISSUING ANY INVITATION TO SUBSCRIBE FOR OR PURCHASE OR SALE OF THE SHARES IN MALAYSIA OR TO PERSONS IN MALAYSIA AS THE SHARES ARE NOT INTENDED BY THE ISSUER TO BE MADE AVAILABLE, OR MADE THE SUBJECT OF ANY OFFER OR INVITATION TO SUBSCRIBE OR PURCHASE, IN MALAYSIA. NEITHER THIS DOCUMENT NOR ANY DOCUMENT OR OTHER MATERIAL IN CONNECTION WITH THE SHARES SHOULD BE DISTRIBUTED, CAUSED TO BE DISTRIBUTED OR CIRCULATED IN MALAYSIA. NO PERSON SHOULD MAKE AVAILABLE OR MAKE ANY INVITATION OR OFFER OR INVITATION TO SELL OR PURCHASE THE SHARES IN MALAYSIA UNLESS SUCH PERSON TAKES THE NECESSARY ACTION TO COMPLY WITH MALAYSIAN LAWS.

### **Additional information for investors with residence or seat in Mexico**

The funds have not been and will not be registered with the National Registry of Securities or maintained by the Mexican National Banking and Securities Commission and, as a result, may not be offered or sold publicly in Mexico. Robeco and any underwriter or purchaser may offer and sell the funds in Mexico on a private placement basis to Institutional and Accredited Investors, pursuant to Article 8 of the Mexican Securities Market Law.

### **Additional information for investors with residence or seat in Peru**

The Superintendencia del Mercado de Valores (SMV) does not exercise any supervision over this Fund and therefore the management of it. The information the Fund provides to its investors and the other services it provides to them are the sole responsibility of the Administrator. This Prospectus is not for public distribution.

### **Additional information for investors with residence or seat in Singapore**

This document has not been registered with the Monetary Authority of Singapore ("MAS"). Accordingly, this document may not be circulated or distributed directly or indirectly to persons in Singapore other than (i) to an institutional investor under Section 304 of the SFA, (ii) to a relevant person pursuant to Section 305(1), or any person pursuant to Section 305(2), and in accordance with the conditions specified in Section 305, of the SFA, or (iii) otherwise pursuant to, and in accordance with the conditions of, any other applicable provision of the SFA. The contents of this document have not been reviewed by the MAS. Any decision to participate in the Fund should be made only after reviewing the sections regarding investment considerations, conflicts of interest, risk factors and the relevant Singapore selling restrictions (as described in the section entitled "Important information for Singapore Investors") contained in the prospectus. Investors should consult their professional adviser if you are in doubt about the stringent restrictions applicable to the use of this document, regulatory status of the Fund, applicable regulatory protection, associated risks and suitability of the Fund to your objectives. Investors should note that only the Sub-Funds listed in the appendix to the section entitled "Important information for Singapore Investors" of the prospectus ("Sub-Funds") are available to Singapore investors. The Sub-Funds are notified as restricted foreign schemes under the Securities and Futures Act, Chapter 289 of Singapore ("SFA") and invoke the exemptions from compliance with prospectus registration requirements pursuant to the exemptions under Section 304 and Section 305 of the SFA. The Sub-Funds are not authorized or recognized by the MAS and shares in the Sub-Funds are not allowed to be offered to the retail public in Singapore. The prospectus of the Fund is not a prospectus as defined in the SFA. Accordingly, statutory liability under the SFA in relation to the content of prospectuses does not apply. The Sub-Funds may only be promoted exclusively to persons who are sufficiently experienced and sophisticated to understand the risks involved in investing in such schemes, and who satisfy certain other criteria provided under Section 304, Section 305 or any other applicable provision of the SFA and the subsidiary legislation enacted thereunder. You should consider carefully whether the investment is suitable for you. Robeco Singapore Private Limited holds a capital markets services license for fund management issued by the MAS and is subject to certain clientele restrictions under such license.

### **Additional information for investors with residence or seat in Spain**

Robeco Institutional Asset Management B.V., Sucursal en España with identification number W0032687F and having its registered office in Madrid at Calle Serrano 47-14<sup>º</sup>, is registered with the Spanish Commercial Registry in Madrid, in volume 19.957, page 190, section 8, sheet M-351927 and with the National Securities Market Commission (CNMV) in the Official Register of branches of European investment services companies, under number 24. The investment funds or SICAV mentioned in this document are regulated by the corresponding authorities of their country of origin and are registered in the Special Registry of the CNMV of Foreign Collective Investment Institutions marketed in Spain.

### **Additional information for investors with residence or seat in South Africa**

Robeco Institutional Asset Management B.V. is registered and regulated by the Financial Sector Conduct Authority in South Africa.

### **Additional information for investors with residence or seat in Switzerland**

The Fund(s) are domiciled in Luxembourg. This document is exclusively distributed in Switzerland to qualified investors as defined in the Swiss Collective Investment Schemes Act (CISA). This material is distributed by Robeco Switzerland Ltd, postal address: Josefstrasse 218, 8005 Zurich. ACOLIN Fund Services AG, postal address: Leutschenbachstrasse 50, 8050 Zürich, acts as the Swiss representative of the Fund(s). UBS Switzerland AG, Bahnhofstrasse 45, 8001 Zurich, postal address: Europastrasse 2, P.O. Box, CH-8152 Opfikon, acts as the Swiss paying agent. The prospectus, the Key Information Documents (PRIIP), the articles of association, the annual and semi-annual reports of the Fund(s), as well as the list of the purchases and sales which the Fund(s) has undertaken during the financial year, may be obtained, on simple request and free of charge, at the office of the Swiss representative ACOLIN Fund Services AG. The prospectuses are also available via the website.

### **Additional information for investors with residence or seat in Taiwan**

The Funds may be made available outside Taiwan for purchase outside Taiwan by Taiwan resident investors, but may not be offered or sold in Taiwan. The contents of this document have not been reviewed by any regulatory authority in Taiwan. If you are in any doubt about any of the contents of this document, you should obtain independent professional advice.

### **Additional information for investors with residence or seat in Thailand**

The Prospectus has not been approved by the Securities and Exchange Commission which takes no responsibility for its contents. No offer to the public to purchase the Shares will be made in Thailand and the Prospectus is intended to be read by the addressee only and must not be passed to, issued to, or shown to the public generally.

### **Additional information for investors with residence or seat in the United Arab Emirates**

Some Funds referred to in this marketing material have been registered with the UAE Securities and Commodities Authority ("the Authority"). Details of all Registered Funds can be found on the Authority's website. The Authority assumes no liability for the accuracy of the information set out in this material/document, nor for the failure of any persons engaged in the investment Fund in performing their duties and responsibilities.

### **Additional information for investors with residence or seat in the United Kingdom**

This is a marketing communication. This information is provided by Robeco Institutional Asset Management UK Limited, 30 Fenchurch Street, Part Level 8, London EC3M 3BD registered in England no. 15362605. Robeco Institutional Asset Management UK Limited is authorised and regulated by the Financial Conduct Authority (FCA – Reference No: 1007814). It is provided for informational purposes only and does not constitute investment advice or an invitation to purchase any security or other investment. Subscriptions will only be received and shares issued on the basis of the current Prospectus, relevant Key Investor Information Document (KIID) and other supplementary information for the Fund. These can be obtained free of charge from Northern Trust Global Serviced Limited, 50 Bank Street, Canary Wharf, London E14 5NT or from our website [www.robeco.com](http://www.robeco.com). This information is directed at Professional Clients only and is not intended for public use.

### **Additional information for investors with residence or seat in Uruguay**

The sale of the Fund qualifies as a private placement pursuant to section 2 of Uruguayan law 18,627. The Fund must not be offered or sold to the public in Uruguay, except under circumstances which do not constitute a public offering or distribution under Uruguayan laws and regulations. The Fund is not and will not be registered with the Financial Services Superintendency of the Central Bank of Uruguay. The Fund corresponds to investment funds that are not investment funds regulated by Uruguayan law 16,774 dated 27 September 1996, as amended.

© Q4 2025 Robeco

# AIMC Category Performance Report

Report as of 31/10/2025



## Return statistics for Thailand Mutual Funds

AIMC Category	Average Trailing Return (%)							Average Calendar Year Return (%)				
	YTD	3M	6M	1Y	3Y	5Y	10Y	2020	2021	2022	2023	2024
Aggressive Allocation	-2.12	3.43	7.00	-5.21	-2.65	2.29	0.37	-3.71	17.78	-4.53	-7.42	0.46
ASEAN Equity	2.82	4.99	10.16	-1.12	2.57	7.71	0.44	-0.64	24.80	-13.86	1.56	4.16
Asia Pacific Ex Japan	25.63	12.37	25.99	20.24	11.96	2.90	3.55	22.91	1.18	-22.07	-0.41	2.73
China Equity - A Shares	20.15	15.34	25.46	20.40	4.03	-5.44	1.09	25.04	-5.44	-29.54	-20.95	5.66
Commodities Energy	-10.49	-8.82	7.08	-9.01	-8.30	15.19	-0.82	-31.41	65.84	13.47	-6.87	2.67
Commodities Precious Metals	45.78	19.41	18.20	36.99	26.84	12.95	9.93	22.38	-1.94	-0.75	9.13	20.70
Conservative Allocation	2.97	1.44	3.30	2.54	1.74	1.22	1.15	-1.01	3.30	-3.64	-0.77	2.05
Emerging Market	23.02	11.35	20.71	17.73	11.79	2.15	2.79	9.34	-3.39	-24.38	4.34	0.73
Emerging Market Bond Discretionary F/X Hedge or Unhedge	5.14	1.93	4.91	4.31	6.75	-0.97	1.31	3.86	-4.60	-16.35	0.95	6.59
Energy	-4.54	-2.04	4.29	-12.56	-9.81	1.50	3.26	-6.55	10.38	4.80	-17.51	-10.22
Equity General	-7.00	3.47	5.63	-11.94	-6.19	2.01	0.29	-9.61	19.03	1.13	-11.89	-1.94
Equity Large Cap	-4.29	4.39	7.96	-8.53	-3.66	4.14	1.35	-11.22	16.03	1.98	-9.68	1.34
Equity Small - Mid Cap	-20.92	-0.35	-1.01	-25.60	-14.59	-2.31	-0.91	8.03	41.13	-4.54	-13.32	-10.71
European Equity	10.13	1.56	6.65	9.64	10.77	9.22	5.40	4.62	24.32	-19.18	12.78	6.42
Foreign Investment Allocation	8.53	4.51	10.61	8.26	6.48	2.76	3.11	6.41	6.90	-17.03	5.10	4.18
Fund of Property Fund - Foreign	4.21	1.73	4.10	-1.32	-0.07	0.10	0.49	-6.59	19.71	-25.78	0.76	-6.07
Fund of Property Fund - Thai	2.68	7.66	8.05	1.30	0.75	-0.30	1.07	-22.42	-0.22	-6.52	-8.90	5.35
Fund of Property fund -Thai and Foreign	7.63	6.12	9.09	3.81	1.77	0.24	2.59	-10.25	2.89	-11.27	-1.75	-2.84
Global Bond Discretionary F/X Hedge or Unhedge	3.06	1.60	1.95	3.18	2.91	-0.05	-0.65	3.62	1.13	-10.76	2.91	0.54
Global Bond Fully F/X Hedge	4.76	1.87	2.87	4.17	3.25	-0.56	0.37	4.32	0.11	-11.41	2.96	0.53
Global Equity	10.76	4.77	15.83	13.20	11.33	5.40	5.39	19.50	12.50	-26.93	12.61	4.82
Global Equity - Alternative Energy	37.22	20.95	51.64	29.18	2.26	5.49	-	-	3.05	-24.42	-7.94	-16.30
Global Equity - Consumer Goods and Services	5.61	5.26	14.95	10.41	8.69	-1.05	2.72	40.42	-3.47	-32.19	9.05	10.24
Global Equity - Infrastructure	13.42	1.49	3.70	10.46	5.48	6.77	3.77	-7.34	18.09	-8.55	0.86	1.70
Global Equity Fully FX Risk Hedge	14.86	5.66	16.85	16.48	13.79	8.16	6.59	12.76	15.15	-26.77	16.62	10.38
Greater China Equity	24.18	9.41	19.95	21.20	11.06	-5.59	0.80	19.36	-12.55	-27.20	-20.20	6.94
Health Care	6.41	12.38	8.80	-0.12	-1.71	1.92	3.17	22.59	7.71	-19.54	-0.96	-7.28
High Yield Bond	3.11	0.99	3.46	3.36	4.47	2.02	2.50	3.44	4.76	-11.58	5.39	4.99
India Equity	-5.66	-0.05	-1.17	-7.39	4.71	9.47	6.04	12.07	26.23	-12.85	16.93	10.37
Japan Equity	21.70	14.63	27.02	25.00	17.30	13.01	8.18	10.09	6.73	-10.31	20.35	15.09
Long Term General Bond	4.97	-1.34	1.85	6.18	3.54	1.99	2.10	2.26	-0.26	-1.11	1.01	5.36
Mid Term General Bond	2.90	0.07	1.28	3.51	2.79	1.77	1.69	1.03	0.67	0.14	1.61	2.85
Mid Term Government Bond	2.57	-0.40	1.11	3.14	2.17	1.22	1.21	1.40	-0.18	-0.06	0.81	2.87
Moderate Allocation	3.14	3.18	6.27	2.11	1.83	2.50	1.10	-3.46	7.56	-5.37	-1.48	2.39
Money Market General	1.34	0.32	0.71	1.64	1.66	1.10	1.04	0.55	0.20	0.38	1.43	2.06
Money Market Government	1.22	0.30	0.65	1.55	1.58	1.03	0.98	0.42	0.18	0.35	1.38	1.98
Other Global Sector Equity	21.69	10.36	23.08	16.79	6.02	10.91	6.44	9.13	16.37	-22.72	3.42	-0.38
SET 50 Index Fund	-2.45	5.60	11.17	-5.58	-1.89	5.33	1.92	-13.21	10.81	4.94	-11.29	6.24
Short Term General Bond	1.67	0.37	0.88	2.05	1.88	1.28	1.18	0.49	0.42	0.55	1.53	2.11
Short Term Government Bond	1.24	0.30	0.65	1.57	1.53	0.98	0.93	0.50	-0.05	0.39	1.18	1.98
Technology Equity	28.82	14.68	43.61	38.66	26.41	7.77	-	50.15	8.42	-43.73	47.90	18.49

<b>Thai Free Hold</b>	1.64	-0.46	1.12	2.09	2.29	1.94	2.49	-2.43	-0.63	3.30	2.56	0.97
<b>Thai Mixed (between free and lease hold)</b>	1.19	-0.13	0.79	2.75	-0.25	-0.66	1.95	3.19	-1.48	-4.43	-1.13	-3.10
<b>US Equity</b>	10.76	5.85	20.45	16.71	16.20	9.15	9.54	20.70	22.20	-30.01	25.04	18.66
<b>Vietnam Equity</b>	8.85	6.70	23.86	10.16	8.36	6.60	-	15.86	45.20	-32.85	7.81	8.60