

UOB Smart Global Allocation Fund : UOBSGA-M

Annual Report
(For the period of 2024/2025)

Content

	Page
Message from the Company	1
List of Board of Directors and Management Team	3
Supervisor Report	4
Name List of Fund Manager	5
Fund Performance	6
Fund Expenses	8
Fund Details of Investment, Borrowing and Obligations	9
Information on values and ratios of investment in other mutual fund under the same mutual fund Management company (if any)	10
Detail of Instruments and the Ranking of Credit of respective Instrument in the Portfolio	11
Portfolio Turnover Ratio (PTR)	12
Credit rating of the bank or financial institution	13
List of Soft Commission	14
List of Connected Person with transaction	15
Recording the value of a debt instrument or claim as zero "0" (set-aside)	16
Pay in kind (if any)	17
Report on non-compliance of investment limit	18
Voting right and voting right exercising	19
Information on the exceeding of 1/3 unit holding	20
The amendment to the commitment	21
Auditor's report	22

Message from the Company

To Unitholders

Market Summary

Global equities experienced a strong first half of 2024, largely driven by the AI-related stocks and easing inflation fears. Tech stocks, particularly in the semiconductor sector with significant earnings growth, contributed to double-digit returns in major indices like the S&P 500 and MSCI AC World Index. On the other hand, the bond market presented a contrasting picture, bond yields in the first half of 2024 were characterized by significant fluctuations. Early in the period, yields increased as economic data pointed towards a strengthening economy, leading investors to anticipate a more hawkish monetary policy stance with "higher for longer" interest rates from the Fed. However, the latter part of the half saw a reversal in trend. Economic data has softened, while expectations for potential interest rate cuts emerged, causing yields to retreat. Finally, the intra-quarter volatility resulted in relatively flat returns for the bond market.

In the second half of 2024, global equities could continue their uptrend but with increasing volatility. The combination of softening economic data such as job creation and manufacturing sectors, and high level of policy rates caused concern to investors. However, Fed adjusted policy rate aggressively with 0.50% rate cut to 5.00% in September 2024, as a result equity market was supported. Global stock met with high volatility again in late October as investors foresee US election result as uncertain. The candidates for US president were Kamala Harris from Democrat party which would make policies the same and Donald Trump from Republican party which had economic stimulus and protectionist trade policies. In the end, Donald Trump won US presidency and US equity rallied strongly, while non-US stock prices underperformed from the concern of trade war.

Fund's Investment Strategy

The fund invests in BGF Global Allocation Fund which is managed by BlackRock (Luxembourg) S.A. The master fund invests globally in equity, debt and short term securities, of both corporate and governmental issuers, with no prescribed limits. In normal market conditions the fund will invest at least 70% of its total assets in the securities of corporate and governmental issuers. The fund generally seeks to invest in securities that are undervalued.

Asset Allocation as of January 31, 2025 is as follows:

BGF Global Allocation Fund
A2 U.S. Dollar
BlackRock Global Funds

BlackRock

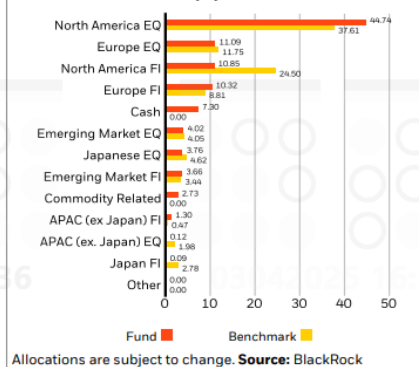
TOP EQUITY HOLDINGS (%)

MICROSOFT CORP	2.48%
NVIDIA CORP	2.37%
AMAZON COM INC	2.18%
ALPHABET INC CLASS C	2.16%
APPLE INC	1.84%
META PLATFORMS INC CLASS A	1.47%
MASTERCARD INC CLASS A	0.90%
UNITEDHEALTH GROUP INC	0.86%
WALMART INC	0.81%
BANK OF AMERICA CORP	0.80%
Total of Portfolio	15.87%

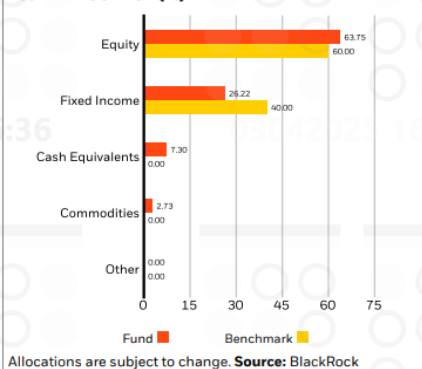
PORTFOLIO CHARACTERISTICS

Equity Price/Earnings (FY1) : 20.94x
Effective Duration* : 1.89 yrs
Fixed Income Effective Duration : 7.21 yrs
Fixed Income + Cash Effective Duration : 5.38 yrs
Weighted Average Market Capitalization (M) : 665,492 USD
Number of Issuers : 1,293

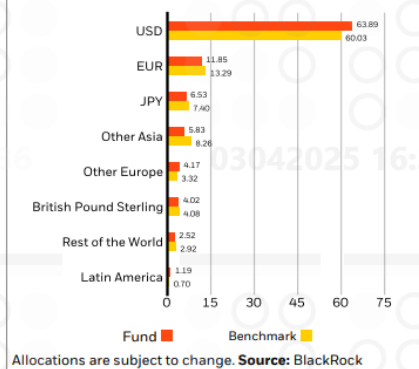
REGIONAL ALLOCATION (%)²



ASSET ALLOCATION (%)²



CURRENCY ALLOCATION (%)²



As we have managed UOB Smart Global Allocation (UOBSGA-M) Fund for a period of one year on January 31, 2025, we would like to inform the net value to unit holder, UOB Smart Global Allocation Fund (UOBSGA) has a net asset value 180,257,090.82 baht in asset value or its earning per unit is at 12.9524 baht and UOB Smart Global Allocation Fund (UOBSGA-N) has a net asset value 92,391,240.50 baht in asset value or its earning per unit is at 12.9518 baht.

In this connection, we would like to express our sincere thanks to the trust of all Unitholders has been extended to us for your investment. UOB Smart Global Allocation Fund. Should you have any further question or need more information, You can monitor or follow the announcement the net asset value of the Fund in the company website.

UOB Asset Management (Thailand) Co., Ltd.

(Mr. Vana Bulbon)

Chief Executive Officer

List of Board of Directors and Management Team
UOB Asset Management (Thailand) Co., Ltd.

Board of Directors (Information as of February 17, 2025)

- | | |
|---|----------------------------|
| 1. Mr. Lee Wai Fai | Chairman Board of Director |
| 2. Mr. Thio Boon Kiat | Director |
| 3. Ms. Aumporn Supjindavong | Director |
| 4. Mr. Vana Bulbon | Director and CEO |
| 5. Mr. Sanchai Apisaksirikul | Director |
| 6. Mrs. Vira-anong Chiranakhorn Phutrakul | Director |

Management Team

- | | | |
|-----------------|--------------|--|
| 1. Mr. Vana | Bulbon | Chief Executive Officer |
| 2. Mrs. Sunaree | Piboonsakkul | Senior Director (Operation Division) |
| 3. Mr. Jerdphan | Nithayayon | Senior Director (Investment Division) |
| 4. Ms. Rachada | Tangharat | Executive Director (Business Development Division) |

Office Location

UOB Asset Management (Thailand) Co., Ltd.
23A, 25 Floor, Asia Centre Building, 173/27-30, 31-33
South Sathon Road, Thungmahamek, Sathon,
Bangkok 10120, Thailand
Tel : +66 2786 2222
Fax : +66 2786 2377



ธนาคารกสิกรไทย
开泰银行 KASIKORNBANK



01042025 15:28

01042025 15

Dear : The Unit holders of UOB Smart Global Allocation Fund

Mutual Fund Supervisor Opinion

We, The Kasikornbank Public Company Limited, as the Mutual Fund Supervisor of UOB Smart Global Allocation Fund by UOB Asset Management (Thailand) Co., Ltd. from February 1, 2024 until January 31, 2025 consider that UOB Asset Management (Thailand) Co., Ltd. has well performed and fully completed its duties pursuant to its project and Securities and Exchange Act B.E. 2535.

01042025 15:28

01042025 15

Mutual Fund Supervisor

February 11, 2025

K-Contact Center 02-8888888
www.kasikornbank.com

บริการทุกระดับประทับใจ

ทะเบียนเลขที่ 0107536000315

UOB Smart Global Allocation Fund

Name List of Fund Manager

For the period of February 1, 2024 to January 31, 2025

No.	Name List of Fund Manager
1	Ms. Vannachan Ungthavorn*
2	Mr. Thitirat Ratanasingha*
3	Mr. Tanapat Suriyodorn
4	Mr. Guy Siriphanporn*
5	Ms. Pornsajee Worasuttipisit
6	Mr. Waroon Saptaweekul

* Fund manager and portfolio manager in derivatives (if any)

Fund Performance

Registration Date Feb 18, 2015

Ending Date of Accounting Period Jan 31, 2025

UOB SGA

	2558 2015	2559 2016	2560 2017	2561 2018	2562 2019	2563 2020	2564 2021	2565 2022	2566 2023	2567 2024
ผลตอบแทนของกองทุน (Fund Return)	-2.40%	2.16%	7.94%	-10.48%	13.98%	17.05%	6.27%	-18.22%	7.88%	4.40%
ผลตอบแทนตัวชี้วัด (Benchmark Return)	8.74%	5.17%	5.32%	-5.20%	9.93%	14.13%	22.75%	-12.31%	14.90%	12.52%
ความผันผวนของผลดำเนินงาน (Fund Standard Deviation)	7.17%	7.57%	3.69%	7.67%	5.54%	16.46%	8.20%	14.02%	8.30%	8.55%
ความผันผวนของตัวชี้วัด (Benchmark Standard Deviation)	7.82%	7.54%	4.35%	7.31%	6.11%	16.32%	7.73%	14.07%	9.92%	8.19%

	ตั้งแต่ต้นปี (YTD) ¹⁾	3 เดือน (3 Months) ¹⁾	6 เดือน (6 Months) ¹⁾	1 ปี (1 Year) ²⁾	3 ปี (3 Years) ²⁾	5 ปี (5 Years) ²⁾	10 ปี (10 Years) ²⁾	ตั้งแต่จัดตั้ง (Since Inception) ³⁾
ผลตอบแทนของกองทุน (Fund Return)	2.94%	2.70%	2.53%	7.23%	-0.03%	3.15%	N/A	2.63%
ผลตอบแทนตัวชี้วัด (Benchmark Return)	1.94%	1.74%	2.18%	10.58%	6.25%	9.28%	N/A	7.38%
ความผันผวนของผลดำเนินงาน (Fund Standard Deviation)	2.87%	4.33%	6.42%	8.87%	10.36%	11.82%	N/A	9.57%
ความผันผวนของตัวชี้วัด (Benchmark Standard Deviation)	2.16%	3.30%	5.04%	8.14%	10.56%	10.13%	N/A	8.48%

UOB SGA-N

	2558 2015	2559 2016	2560 2017	2561 2018	2562 2019	2563 2020	2564 2021	2565 2022	2566 2023	2567 2024
ผลตอบแทนของกองทุน (Fund Return)	N/A	N/A	N/A	N/A	N/A	N/A	N/A	-12.05%	7.86%	4.41%
ผลตอบแทนตัวชี้วัด (Benchmark Return)	N/A	N/A	N/A	N/A	N/A	N/A	N/A	-7.62%	14.90%	12.52%
ความผันผวนของผลดำเนินงาน (Fund Standard Deviation)	N/A	N/A	N/A	N/A	N/A	N/A	N/A	12.07%	8.30%	8.55%
ความผันผวนของตัวชี้วัด (Benchmark Standard Deviation)	N/A	N/A	N/A	N/A	N/A	N/A	N/A	13.06%	9.92%	8.19%

	ตั้งแต่ต้นปี (YTD) ¹⁾	3 เดือน (3 Months) ¹⁾	6 เดือน (6 Months) ¹⁾	1 ปี (1 Year) ²⁾	3 ปี (3 Years) ²⁾	5 ปี (5 Years) ²⁾	10 ปี (10 Years) ²⁾	ตั้งแต่จัดตั้ง (Since Inception) ³⁾
ผลตอบแทนของกองทุน (Fund Return)	2.94%	2.70%	2.52%	7.23%	N/A	N/A	N/A	0.68%
ผลตอบแทนตัวชี้วัด (Benchmark Return)	1.94%	1.74%	2.18%	10.58%	N/A	N/A	N/A	7.10%
ความผันผวนของผลดำเนินงาน (Fund Standard Deviation)	2.87%	4.33%	6.42%	8.87%	N/A	N/A	N/A	10.35%
ความผันผวนของตัวชี้วัด (Benchmark Standard Deviation)	2.16%	3.30%	5.04%	8.14%	N/A	N/A	N/A	11.11%

Remark: 1. Return per period

2. Return per year

3. If since inception < 1 Year Return per period, If Since inception \geq 1 Year Return per year

- Benchmark :

1. S&P 500 Total Return (36%)

Adjusted with the cost of hedging exchange rate risk to compare the value of the baht currency on the date of calculation of returns, 95 percent and adjusted with the exchange rate to compare with the value of the baht currency on the date of calculating of return, 5 percent.

2. FTSE World Ex US Total Return (24%)

Adjusted with the cost of hedging exchange rate risk to compare the value of the baht currency on the date of calculation of returns, 95 percent and adjusted with the exchange rate to compare with the value of the baht currency on the date of calculating of return, 5 percent.

3. BofA Merrill Lynch 5-year US Treasury Bond (24%)

Adjusted with the cost of hedging exchange rate risk to compare the value of the baht currency on the date of calculation of returns, 95 percent and adjusted with the exchange rate to compare with the value of the baht currency on the date of calculating of return, 5 percent.

4. FTSE Non-USD World Government Bond (16%)

Adjusted with the cost of hedging exchange rate risk to compare the value of the baht currency on the date of calculation of returns, 95 percent and adjusted with the exchange rate to compare with the value of the baht currency on the date of calculating of return, 5 percent.

The Fund changes its benchmark to comply with the AIMC announcement. It is effective from

1 November 2024 onwards.

- Performance measures used in this annual report comply with AIMC performance presentation standards.

- Past Performance/performance comparison relating to a capital market product is not a guarantee of future results.

UOB Smart Global Allocation Fund

Total Expenses as called from fund Table

From February 1, 2024 to January 31, 2025

UOB SGA

Called expenses from fund (Fund's direct expense)	Amount Unit : Thousand	Percentage of Net Assets Value
Management fee	1,709.43	1.0700
Trustee fee	51.28	0.0321
Transaction fee	-	-
Registrar fee	341.89	0.2140
Advisory fee	-	-
Sale Promotion - IPO	-	-
Sale Promotion - After IPO	-	-
Auditing Fee	27.04	0.0169
Bank Charge	-	-
Other Expenses*	11.07	0.0069
Total Expenses **	2,140.71	1.3399
Rebate fee	Amount Unit : Baht	Percentage of Net Assets Value
Rebate fee	1,184,489.97	0.7417

Remark * Other expense which each items is less than 0.01% of NAV

** Included VAT (if any) and Not included brokerage fee

UOB SGA-N

Called expenses from fund (Fund's direct expense)	Amount Unit : Thousand	Percentage of Net Assets Value
Management fee	876.18	1.0700
Trustee fee	26.29	0.0321
Transaction fee	-	-
Registrar fee	175.23	0.2140
Advisory fee	-	-
Sale Promotion - IPO	-	-
Sale Promotion - After IPO	-	-
Auditing Fee	13.86	0.0169
Bank Charge	-	-
Other Expenses*	5.67	0.0069
Total Expenses **	1,097.23	1.3399
Rebate fee	Amount Unit : Baht	Percentage of Net Assets Value
Rebate fee	607,113.42	0.7417

Remark * Other expense which each items is less than 0.01% of NAV

** Included VAT (if any) and Not included brokerage fee

UOB Smart Global Allocation Fund
Details of Investment ,Borrowing and Obligations
As of January 31, 2025

	Market Value	%NAV
Domestic : Assets and Securities List		
<u>Deposits</u>	<u>3,577,537.81</u>	<u>1.31</u>
KASIKORNBANK PUBLIC COMPANY LIMITED	3,392,075.46	1.24
KASIKORNBANK PUBLIC COMPANY LIMITED (USD)	185,462.35	0.07
<u>Others</u>	<u>-334,166.59</u>	<u>-0.12</u>
Other Assets	614,461.87	0.23
Other Liabilities	-948,628.46	-0.35
LUXEMBOURG : Assets and Securities List		
<u>Common Stocks</u>	<u>270,459,903.33</u>	<u>99.20</u>
Unit Trust	270,459,903.33	99.20
BGFGA	270,459,903.33	99.20
Futures Contracts		
<u>Forward Contracts</u>	<u>-1,054,943.23</u>	<u>-0.39</u>
Forward Contracts	-1,054,943.23	-0.39
Net Asset Value	272,648,331.32	100.00

**Information on values and ratios of investment in other mutual fund
under the same mutual fund management company (if any)**

UOB Smart Global Allocation Fund

As of January 31, 2025

Unit Trust (fund)	Market Value (Baht)	%NAV
-None-	-	-

Details of Instruments and the Ranking of Credit of respective Instruments in the Portfolio

UOB Smart Global Allocation Fund

As of January 31, 2025

Detail of investment in the Futures contracts

<u>Type of Contract</u>	<u>Counter Party</u>	<u>Rating</u>	<u>Objective</u>	<u>Market Value</u>	<u>%NAV</u>	<u>Maturity Date</u>	<u>(net gain/loss)</u>
Currency Derivatives Contracts							
Forward Contracts	KASIKORNBANK PUBLIC COMPANY LIMITED	AA+	Hedging	417,172.42	0.15	10/03/2025	417,172.42
	KIATNAKIN PHATRA BANK PUBLIC COMPANY LIMITED	A	Hedging	-2,192,200.00	-0.80	10/02/2025	-2,192,200.00
	THE SIAM COMMERCIAL BANK PUBLIC COMPANY LIMITED	AA+	Hedging	-49,013.50	-0.02	10/02/2025	-49,013.50
	THE SIAM COMMERCIAL BANK PUBLIC COMPANY LIMITED	AA+	Hedging	113,689.15	0.04	28/04/2025	113,689.15
	BANK OF AYUDHYA PUBLIC COMPANY LIMITED	AAA	Hedging	655,408.70	0.24	28/04/2025	655,408.70

Portfolio Turnover Ratio (PTR)

UOB Smart Global Allocation Fund

For the period of February 1, 2024 to January 31, 2025

13.84%

Credit rating of the bank or financial institution

UOB Smart Global Allocation Fund

As of January 31, 2025

Bank of deposit	Credit ratings by international institution	Credit ratings by domestic institution
-None-	-	-

List of Soft Commission

No.	Brokerage	Soft Commission	Reason for receiving
-	-None-	-	-

List of Connected Person with transaction

For the Period of February 1, 2024 to January 31, 2025

List of Connected Persons who had transactions with Fund
-None-

Remark:

The investors can verify the Connected Persons' transactions of fund directly at
UOB Asset Management (Thailand) Co., Ltd. or through the website of the Company (www.uobam.co.th)
or The Securities and Exchange Commission (www.sec.or.th)

UOB Smart Global Allocation Fund

Recording the value of a debt instrument or claim as zero “0” (set-aside)

**(In the case that the mutual fund company records the value of a debt instrument as “0”,
or that issuers of the debt instruments may be unable to pay the debt)**

Type	Issuer	Face Value (Baht)	Date of Recording the value as “0”	Maturity Date	Note
-	-None-	-	-	-	-

Pay in kind (if any)

-None-

Report on non-compliance of investment limit

UOB Smart Global Allocation Fund

For the Period of February 1, 2024 to January 31, 2025

Date	Fund Name	Ratio at the end of the day (%NAV)	Ratios of the project (%NAV)	cause	performance
-	-None-	-	-	-	-

Voting right and voting right exercising

Investors should examine guidance on voting right and voting right exercising via Asset

Management Website : <http://www.uobam.co.th>

Information on the exceeding of 1/3 unit holding

UOB Smart Global Allocation Fund

As of January 31, 2025

- None -

Remark:

The investor can verify the information on the exceeding of 1/3 unit holding through the website of the company
(www.uobam.co.th)

The amendment to the commitment

UOB Smart Global Allocation Fund

For the Period of February 1, 2024 to January 31, 2025

Revised matter	Reason for the amendment	Approval date	Effective date
-None-	-	-	-

UOB SMART GLOBAL ALLOCATION FUND
FINANCIAL STATEMENTS AND INDEPENDENT AUDITOR'S REPORT
FOR THE YEAR ENDED 31 JANUARY 2025

INDEPENDENT AUDITOR'S REPORT

To the Unitholders of UOB Smart Global Allocation Fund

Opinion

I have audited the financial statements of UOB Smart Global Allocation Fund ("the Fund"), which comprise the statement of financial position and details of investments as at 31 January 2025, and the statement of comprehensive income and statement of changes in net assets for the year then ended, and notes to the financial statements, including a summary of significant accounting policies.

In my opinion, the financial statements present fairly, in all material respects, the financial position of UOB Smart Global Allocation Fund as at 31 January 2025, and its financial performance and changes in its net assets for the year then ended in accordance with the Accounting Guidance for Mutual Funds and Provident Funds issued by the Association of Investment Management Companies and approved by the Securities and Exchange Commission.

Basis for Opinion

I conducted my audit in accordance with Thai Standards on Auditing. My responsibilities under those standards are further described in the Auditor's Responsibilities for the Audit of the Financial Statements section of my report. I am independent of the Fund in accordance with the Code of Ethics for Professional Accountants, including Independence Standards issued by the Federation of Accounting Professions (Code of Ethics for Professional Accountants) that are relevant to my audit of the financial statements, and I have fulfilled my other ethical responsibilities in accordance with the Code of Ethics for Professional Accountants. I believe that the audit evidence I have obtained is sufficient and appropriate to provide a basis for my opinion.

Other Information

Management is responsible for the other information. The other information comprises information including in annual report but does not include the financial statements and my auditor's report thereon, which is expected to be made available to me after that date.

My opinion on the financial statements does not cover the other information and I do not and will not express any form of assurance conclusion thereon.

In connection with my audit of the financial statements, my responsibility is to read the other information identified above and, in doing so, consider whether the other information is materially inconsistent with the financial statements or my knowledge obtained in the audit, or otherwise appears to materially misstated.

When I read the annual report, if I conclude that there is a material misstatement therein, I am required to communicate the matter to management to make correction the misstatement.

Responsibilities of Management for the Financial Statements

Management is responsible for the preparation and fair presentation of the financial statements in accordance with the Accounting Guidance for Mutual Funds and Provident Funds issued by the Association of Investment Management Companies and approved by the Securities and Exchange Commission, and for such internal control as management determines is necessary to enable the preparation of financial statements that are free from material misstatements, whether due to fraud or error.

In preparing the financial statements, management is responsible for assessing the Fund's ability to continue as a going concern, disclosing, as applicable, matters related to going concern and using the going concern basis of accounting unless management either intends to liquidate the Fund or to cease operations, or has no realistic alternative but to do so.

Auditor's Responsibilities for the Audit of the Financial Statements


My objectives are to obtain reasonable assurance about whether the financial statements as a whole are free from material misstatement, whether due to fraud or error, and to issue an auditor's report that includes my opinion. Reasonable assurance is a high level of assurance, but is not a guarantee that an audit conducted in accordance with Thai Standards on Auditing will always detect a material misstatement when it exists. Misstatements can arise from fraud or error and are considered material if, individually or in the aggregate, they could reasonably be expected to influence the economic decisions of users taken on the basis of these financial statements.

As part of an audit in accordance with Thai Standards on Auditing, I exercise professional judgment and maintain professional skepticism throughout the audit. I also:

- Identify and assess the risks of material misstatement of the financial statements, whether due to fraud or error, design and perform audit procedures responsive to those risks, and obtain audit evidence that is sufficient and appropriate to provide a basis for my opinion. The risk of not detecting a material misstatement resulting from fraud is higher than for one resulting from error, as fraud may involve collusion, forgery, intentional omissions, misrepresentations, or the override of internal control.
- Obtain an understanding of internal control relevant to the audit in order to design audit procedures that are appropriate in the circumstances, but not for the purpose of expressing an opinion on the effectiveness of the Fund's internal control.
- Evaluate the appropriateness of accounting policies used and the reasonableness of accounting estimates and related disclosures made by management.

- Conclude on the appropriateness of management's use of the going concern basis of accounting and, based on the audit evidence obtained, whether a material uncertainty exists related to events or conditions that may cast significant doubt on the Fund's ability to continue as a going concern. If I conclude that a material uncertainty exists, I am required to draw attention in my auditor's report to the related disclosures in the financial statements or, if such disclosures are inadequate, to modify my opinion. My conclusions are based on the audit evidence obtained up to the date of my auditor's report. However, future events or conditions may cause the Fund to cease to continue as a going concern.
- Evaluate the overall presentation, structure and content of the financial statements, including the disclosures, and whether the financial statements represent the underlying transactions and events in a manner that achieves fair presentation.

I communicate with management regarding, among other matters, the planned scope and timing of the audit and significant audit findings, including any significant deficiencies in internal control that I identify during my audit.



Rathapat Limsakul

Certified Public Accountant

Registration Number 10508

PV Audit Co., Ltd.

Bangkok, 6 March 2025

UOB SMART GLOBAL ALLOCATION FUND

STATEMENT OF FINANCIAL POSITION

AS AT 31 JANUARY 2025

	Note	Baht	
		2025	2024
ASSETS	8		
Investments at fair value	3, 4	270,459,903.33	238,484,922.81
Cash at banks		3,574,924.88	4,608,244.19
Accounts receivable			
From interest		2,612.93	4,196.29
From sales of investment units		19.70	24.63
Accounts receivable from derivative contracts	3, 6	1,186,270.27	748,606.10
Accrued other income		614,442.17	794,980.56
Total Assets		<u>275,838,173.28</u>	<u>244,640,974.58</u>
LIABILITIES	8		
Accounts payable from redemption of investment units		603,655.29	2,306.99
Accounts payable from derivative contracts	3, 6	2,241,213.50	981,646.50
Accrued expenses	5	328,267.33	330,004.44
Accrued income tax		391.94	629.35
Other liabilities		16,313.90	18,093.20
Total Liabilities		<u>3,189,841.96</u>	<u>1,332,680.48</u>
NET ASSETS		<u>272,648,331.32</u>	<u>243,308,294.10</u>
NET ASSETS :			
Capital received from unitholders		210,503,344.01	201,473,892.21
Retained earnings (deficit)			
Equalisation account		109,291,237.79	105,619,805.65
Deficit from operations		(47,146,250.48)	(63,785,403.76)
Net Assets	7	<u>272,648,331.32</u>	<u>243,308,294.10</u>

UOB SMART GLOBAL ALLOCATION FUND**DETAILS OF INVESTMENTS****AS AT 31 JANUARY 2025**

<u>Security Name</u>	<u>Units</u>	<u>Fair Value</u> (Baht)	<u>Percent of</u> <u>Investments</u>
Investments in Foreign Unit Trust			
Unit Trust			
BGF Global Allocation Fund - Class A *	98,526.24	270,459,903.33	100.00
Total Investments (At cost : Baht 250,632,906.41)		270,459,903.33	100.00

* BGF Global Allocation Fund - Class A has a policy to invest in equity and debt instruments of both public and private sectors globally, in normal circumstances, at least 70% of the net asset value of the fund.

UOB SMART GLOBAL ALLOCATION FUND**DETAILS OF INVESTMENTS****AS AT 31 JANUARY 2024**

<u>Security Name</u>	<u>Units</u>	<u>Fair Value</u> (Baht)	<u>Percent of</u> <u>Investments</u>
Investments in Foreign Unit Trust			
Unit Trust			
BGF Global Allocation Fund - Class A *	91,806.51	238,484,922.81	100.00
Total Investments (At cost : Baht 229,860,397.66)		238,484,922.81	100.00

* BGF Global Allocation Fund - Class A has a policy to invest in equity and debt instruments of both public and private sectors globally, in normal circumstances, at least 70% of the net asset value of the fund.

UOB SMART GLOBAL ALLOCATION FUND
STATEMENT OF COMPREHENSIVE INCOME
FOR THE YEAR ENDED 31 JANUARY 2025

		Baht	
	Note	2025	2024
INCOME	3		
Interest income		20,827.04	34,562.11
Other income	9	1,791,603.39	2,986,067.07
Total income		1,812,430.43	3,020,629.18
EXPENSES	3		
Management fee	5	2,585,613.79	4,254,296.87
Trustee fee		77,568.48	127,628.92
Registrar fee	5	517,122.73	850,859.36
Professional fee		40,900.00	40,900.00
Other expenses		16,735.00	19,620.00
Total expenses		3,237,940.00	5,293,305.15
Net loss		(1,425,509.57)	(2,272,675.97)
Net gain (loss) on investments	3		
Net realised gain (loss) on investments		3,126,915.75	(5,762,713.76)
Net unrealised gain on investments		11,202,471.77	61,852,120.28
Net realised gain (loss) on derivative contracts		4,527,320.20	(29,847,185.43)
Net unrealised loss on derivative contracts	6, 8	(821,902.83)	(12,659,843.93)
Net gain (loss) on foreign currency exchange rate		32,982.14	(463,978.29)
Total net realised and unrealised gain on investments		18,067,787.03	13,118,398.87
Increase in net assets resulting from operations before income tax		16,642,277.46	10,845,722.90
Less Income tax	3	(3,124.18)	(5,184.39)
Increase in net assets resulting from operations after income tax	7	16,639,153.28	10,840,538.51

UOB SMART GLOBAL ALLOCATION FUND
STATEMENT OF CHANGES IN NET ASSETS
FOR THE YEAR ENDED 31 JANUARY 2025

	Baht	
	2025	2024
Increase (decrease) in net assets from		
Operations	16,639,153.28	10,840,538.51
Increase in capital received from unitholders during the year	53,457,014.67	27,877,274.55
Decrease in capital received from unitholders during the year	(40,756,130.73)	(245,937,627.42)
Increase (decrease) in net assets during the year	29,340,037.22	(207,219,814.36)
Net assets at the beginning of the year	243,308,294.10	450,528,108.46
Net assets at the end of the year	272,648,331.32	243,308,294.10

	Units	
<u>Changes of investment units</u>		
(at Baht 10 each)		
Investment units at the beginning of the year	20,147,389.2211	38,966,750.3770
<u>Add</u> : Investment units issued during the year	4,171,096.5708	2,418,898.9903
<u>Less</u> : Investment units redeemed during the year	(3,268,151.3906)	(21,238,260.1462)
Investment units at the end of the year	21,050,334.4013	20,147,389.2211

UOB SMART GLOBAL ALLOCATION FUND
NOTES TO THE FINANCIAL STATEMENTS
FOR THE YEAR ENDED 31 JANUARY 2025

1. GENERAL INFORMATION

UOB Smart Global Allocation Fund (“the Fund”) was registered with the Securities and Exchange Commission (“SEC”) on 18 February 2015 with a registered value of Baht 5,000 million (divided into 500 million investment units at Baht 10 each). UOB Asset Management (Thailand) Company Limited (“the Management Company”) serves as the Fund’s Manager and Investment Unit Registrar and KASIKORNBANK PUBLIC COMPANY LIMITED serves as the Fund’s Trustee.

The Fund is an open-ended fund with no stipulated project life, which divides the investment units into 2 classes as follows:

1. Auto redemption class for individual investors to earn regularly from auto redemption.
2. Normal redemption class for individual investors to earn capital gain and accumulated benefits from total return.

The Fund’s policy is to invest in a foreign unit trust of BGF Global Allocation Fund - Class A at least 80% of its net asset value, which is registered in Luxembourg and is managed by BlackRock (Luxembourg) S.A.. Therefore, the Fund may enter into derivative contracts for hedging of the risk of foreign currency exchange rate.

The Fund’s policy is not to pay dividend to the unitholders.

2. BASIS OF PREPARATION OF THE FINANCIAL STATEMENTS

The financial statements of the Fund are prepared in accordance with the Accounting Guidance for Mutual Funds and Provident Funds issued by the Association of Investment Management Companies and approved by the SEC (“Accounting Guidance”), while for those matters not covered by the Accounting Guidance, the Fund applies Thai Financial Reporting Standards issued by the Federation of Accounting Professions.

The financial statements of the Fund have been prepared in the Thai language and expressed in Thai Baht. Such financial statements have been prepared for domestic reporting purposes. For the convenience of the readers not conversant with the Thai language, an English version of the financial statements has been provided by translating from the Thai version of the financial statements.

3. SIGNIFICANT ACCOUNTING POLICIES

Investments

Investments are recognised as assets at fair value at the date on which the Fund has the right on investments.

- Investments in foreign unit trusts are presented at fair value by using the latest value of net assets per unit on the date of investment measurement.

Net unrealised gains or losses arising from their revaluation of investments to be fair value are reflected in profit or loss.

The weighted average method is used to determine the cost of each security at the time of sales.

Revenues and Expenses Recognition

Interest income is recognised as interest accrues, based on the effective interest rate method.

Other income and expenses are recognised on an accrual basis.

On disposal of an investment, the difference between net consideration received and carrying amount is recognised in profit or loss.

Accounts in Foreign Currencies

Accounts in foreign currencies are converted into Baht at the rates of exchange on the transaction date. Assets and liabilities in foreign currencies at the end of the year are converted into Baht at the rates of exchange on that date. The derivative contracts are converted at the contract rates on the transaction date.

Outstanding derivative contracts are marked to market by comparing contract rates to forward rates established by the contracting bank with same maturity. At the end of the year, the unrealised gains or losses on outstanding derivative contracts, calculated as described above, are included within accounts receivable or accounts payable from derivative contracts in statement of financial position.

Foreign exchange differences are recognised in profit or loss.

Income Tax

The Fund shall pay income tax according to the Revenue Code based on income under section 40 (4) (a) at the rate of 15% of income before deducting expenses.

Use of Accounting Judgments and Estimates

Preparation of financial statements in conformity with Accounting Guidance requires management to make judgments and estimates that affect the reported amounts of assets, liabilities, revenues, expenses and disclosure of contingent assets and liabilities. Actual results may differ from those estimates.

The judgments and estimates are reviewed on an ongoing basis. Revisions to accounting estimates are recognised prospectively.

4. INVESTMENT TRADING INFORMATION

The Fund had purchases and sales of investments during the year as follows:

	Baht	
	2025	2024
Purchases of investments	51,099,550.00	15,769,383.00
Sales of investments	33,453,957.00	264,240,181.00

5. RELATED PARTY TRANSACTIONS

During the year, the Fund had significant business transactions with the Management Company and other enterprises, which have the same shareholders and/or directors as the Management Company and the Fund. Such transactions for the years ended 31 January 2025 and 2024 were summarised as follows:

	Baht		
	2025	2024	Pricing Policy
UOB Asset Management (Thailand) Company Limited			
Management fee	2,585,613.79	4,254,296.87	The basis stated in the prospectus
Registrar fee	517,122.73	850,859.36	The basis stated in the prospectus

As at 31 January 2025 and 2024, the Fund had the significant outstanding balances with the related company as follows:

	Baht	
	2025	2024
UOB Asset Management (Thailand) Company Limited		
Accrued management fee	241,124.18	242,577.25
Accrued registrar fee	48,224.82	48,515.44

6. FINANCIAL DERIVATIVES AT FAIR VALUE

	Baht		
	2025		
	Notional Amount	Fair Value	
		Assets	Liabilities
Forward exchange contracts	256,559,552.55	1,186,270.27	2,241,213.50

	Baht		
	2024		
	Notional	Fair Value	
	Amount	Assets	Liabilities
Forward exchange contracts	276,670,175.70	748,606.10	981,646.50

7. TYPES OF INVESTMENT UNITS IN ISSUE

	2025	
	Auto redemption class	Normal redemption class
Investment units at the end of the year (units)	13,916,892.6418	7,133,441.7595
Net assets (Baht)	180,257,090.82	92,391,240.50
Net asset value per unit (Baht)	12.9524	12.9518

	2024	
	Auto redemption class	Normal redemption class
Investment units at the end of the year (units)	15,569,804.9738	4,577,584.2473
Net assets (Baht)	188,029,327.83	55,278,966.27
Net asset value per unit (Baht)	12.0765	12.0760

Increase in net assets resulting from operations for the year classified by types of investment units were as follows:

	Baht	
	2025	2024
Auto redemption class	12,196,423.91	5,109,023.29
Normal redemption class	4,442,729.37	5,731,515.22
Total	16,639,153.28	10,840,538.51

8. DISCLOSURE OF FINANCIAL INSTRUMENTS

Fair Value Estimation

Fair value is the price that would be received to sell an asset or paid to transfer a liability in an orderly transaction between buyers and sellers (market participants) at the measurement date. The Fund used quoted prices in active markets in measuring assets and liabilities which required to be measured at fair value under related accounting guidance. In case that there is no active market for identical assets or liabilities or the quoted prices in active markets are not available, the Fund will estimate the fair value using valuation techniques that fit to each circumstance and try to use observable data that is relevant to the assets or liabilities to be measured as much as possible.

The following table shows fair value of financial instruments categorised by measurement approach with different levels in a fair value hierarchy as follows:

- Level 1: quoted prices (unadjusted) in active markets for identical assets or liabilities.
- Level 2: inputs other than quoted prices included in Level 1 that are observable for the asset or liability, either directly (i.e. as prices) or indirectly (i.e. derived from prices).
- Level 3: inputs for the asset or liability that are not based on observable market data (unobservable inputs).

Baht				
As at 31 January 2025				
	Level 1	Level 2	Level 3	Total
<u>Assets</u>				
Fund	-	270,459,903.33	-	270,459,903.33
Derivative contracts	-	1,186,270.27	-	1,186,270.27
<u>Liabilities</u>				
Derivative contracts	-	2,241,213.50	-	2,241,213.50

Baht				
As at 31 January 2024				
	Level 1	Level 2	Level 3	Total
<u>Assets</u>				
Fund	-	238,484,922.81	-	238,484,922.81
Derivative contracts	-	748,606.10	-	748,606.10
<u>Liabilities</u>				
Derivative contracts	-	981,646.50	-	981,646.50

Financial instruments that trade in markets that are not considered to be active but are valued based on quoted market prices, dealer quotations or alternative pricing sources supported by observable inputs are classified within level 2. These include unit trust and over-the-counter derivatives.

During the year, there were no transfers within the fair value hierarchy.

Interest Rate Risk

Interest rate risk is the risk that value of financial assets and financial liabilities is subject to change due to the movement of market interest rates.

The following table summarises the Fund's interest rate risk, which comprised fair value of financial assets and financial liabilities and categorised by type of interest rates:

	Baht			
	Outstanding balance of net financial instruments as at 31 January 2025			
	Floating Interest Rate	Fixed Interest Rate	No Interest Rate	Total
<u>Financial Assets</u>				
Investments at fair value	-	-	270,459,903.33	270,459,903.33
Cash at banks	3,574,924.88	-	-	3,574,924.88
Accounts receivable from interest	-	-	2,612.93	2,612.93
Accounts receivable from sales of investment units	-	-	19.70	19.70
Accounts receivable from derivative contracts	-	-	1,186,270.27	1,186,270.27
Accrued other income	-	-	614,442.17	614,442.17
<u>Financial Liabilities</u>				
Accounts payable from redemption of investment units	-	-	603,655.29	603,655.29
Accounts payable from derivative contracts	-	-	2,241,213.50	2,241,213.50
Accrued expenses	-	-	328,267.33	328,267.33
Accrued income tax	-	-	391.94	391.94
Other liabilities	-	-	16,313.90	16,313.90

Baht

Outstanding balance of net financial instruments as at 31 January 2024

	Floating Interest Rate	Fixed Interest Rate	No Interest Rate	Total
<u>Financial Assets</u>				
Investments at fair value	-	-	238,484,922.81	238,484,922.81
Cash at banks	4,608,244.19	-	-	4,608,244.19
Accounts receivable from interest	-	-	4,196.29	4,196.29
Accounts receivable from sales of investment units	-	-	24.63	24.63
Accounts receivable from derivative contracts	-	-	748,606.10	748,606.10
Accrued other income	-	-	794,980.56	794,980.56
<u>Financial Liabilities</u>				
Accounts payable from redemption of investment units	-	-	2,306.99	2,306.99
Accounts payable from derivative contracts	-	-	981,646.50	981,646.50
Accrued expenses	-	-	330,004.44	330,004.44
Accrued income tax	-	-	629.35	629.35
Other liabilities	-	-	18,093.20	18,093.20

Credit Risk

The Fund is exposed to the credit risk of non-performance of the financial instruments obligations by counterparties since the Fund has accounts receivable. However, such financial assets are due in the short-term, therefore, the Fund does not anticipate material losses from its debt collections.

Foreign Currency Risk

As at 31 January 2025 and 2024, the Fund had foreign currency accounts as follows:

Accounts	USD	
	2025	2024
Investments (at fair value)	8,034,814.87	6,728,499.12
Cash at banks	5,509.22	143.83
Accounts receivable from interest	0.49	6.44
Accrued other income	18,253.83	22,429.20

The Fund entered into derivative contracts for hedging exchange rates on investments in foreign currency (see Note 6).

Market Risk

The Fund is exposed to the market risk from changes in market prices with respect to its investments in foreign unit trust. The returns on investments fluctuate depending on the economic and political situation including the status of financial and capital markets. The mentioned situations may affect the operations of the financial instruments' issuers in a positive or negative way depending on the kind of business of those issuers and how they relate with fluctuating market, which may arise to an increase or decrease of the financial instruments' market price.

Risk Management

The fund manager of BGF Global Allocation Fund - Class A will analyse any factors which may affect price and the said fund has a policy to invest in equity and debt instruments of both public and private sectors globally, in normal circumstances, at least 70% of the net asset value of the fund.

9. OTHER INCOME

Other income is the rebate in management fee in foreign to the Fund at the mutually agreed rate in the agreement.

10. APPROVAL OF THE FINANCIAL STATEMENTS

These financial statements have been approved for issue by the authorised persons of the Fund on 6 March 2025.

ชำระค่าไปรษณีย์เอกสารแล้ว
ใบอนุญาตนเลขที่ 33/2540
ปลณ. ยานนาวา

เหตุผลที่ต้องส่งข้อมูลผู้รับไม่ได้
<input type="checkbox"/> 1. ส่งค่าไม่ชัดเจน
<input type="checkbox"/> 2. ไม่มีเอกสารด้านความจำพวัก
<input type="checkbox"/> 3. ไม่ยอมรับ
<input type="checkbox"/> 4. ไม่มีผู้รับตามจำพวัก
<input type="checkbox"/> 5. ไม่มารับภายในกำหนด
<input type="checkbox"/> 6. เกิดข้อผิดพลาด
<input type="checkbox"/> 7. ย้ายไปทำงานที่อื่นใหม่
<input type="checkbox"/> 8. อื่นๆ
ลงชื่อ

UOB Asset Management (Thailand) Co.,Ltd.

23A, 25 Floor, Asia Centre Building, 173/27-30, 31-33 South Sathon Road, Thungmahamek, Sathon, Bangkok 10120, Thailand

www.uobam.co.th