

(Risky/Complex Fund)

United Global Dynamic Bond Fund (UDB)

UDB-N

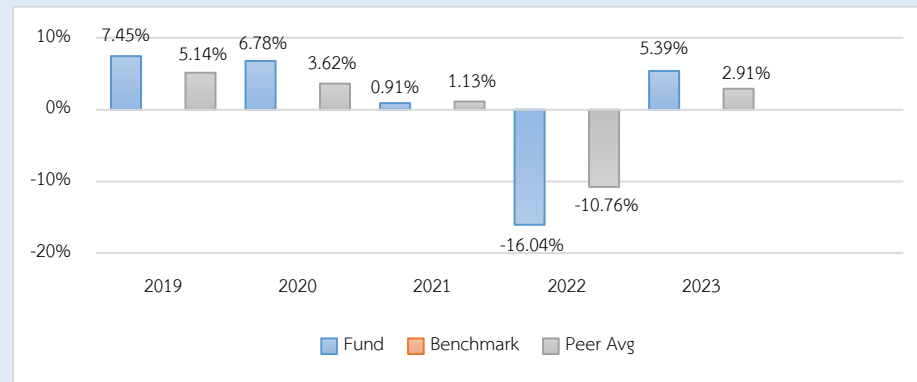
Fund Type / AIMC Category

- Fixed Income Fund
- Feeder Fund / Fund with Foreign Investment related Risks
- Global Bond Discretionary F/X Hedge or Unhedge

Investment Policy and Strategy

- The Fund will mainly invest in The Jupiter Global Fund – Jupiter Dynamic Bond (Class I) (Master Fund).
- The master fund is managed by Jupiter Asset Management International S.A.
- The Fund may consider investing in derivatives for purposes of enhancing the efficiency of portfolio management.
- The fund aims to achieve performance close to the Master Fund while the Master Fund aims to outperform the benchmark. (active management)

Calendar Year Performance (% p.a.)

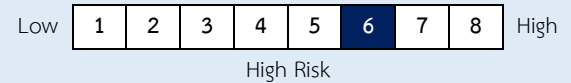


Fund Performance (%)

	YTD	3 Months	6 Months	1 Year*
Fund Return	-1.07	-1.07	6.50	1.56
Benchmark Return	-	-	-	-
Peer Average	1.43	1.43	4.55	2.81
Fund Standard Deviation	2.56	2.56	4.63	5.79
Benchmark Standard Deviation	-	-	-	-
	3 Years*	5 Years *	10 Years *	Since Inception *
Fund Return	-3.36	-0.45	-	-0.02
Benchmark Return	-	-	-	-
Peer Average	-2.03	0.03	-	-
Fund Standard Deviation	8.08	7.08	-	6.47
Benchmark Standard Deviation	-	-	-	-

Remark : * % p.a.

Risk Level



Investing in fixed income instruments, having policy to invest in non-investment grade / unrated at least 60% of NAV, in average, in any accounting year.

Fund Information

Registered Date	27 February 2018
Share Class Launch Date	27 February 2018
Dividend Policy	No dividend
Fund Duration	Indefinite

Fund Manager

Since	
Ms. Vannachan Ungthavorn	27 February 2018
Mr. Thitirat Ratanasingha	16 June 2019

Benchmark

No benchmark. This is due to the Master Fund has employed an unconstrained strategy as its investment strategy whereby the fund manager may manage the investment with various strategies. Therefore, the Asset Management Company of the Master Fund deems that no benchmark is suitable for the investment of the Master Fund and its performance measurement.

Warning:

- Investment in Mutual Fund is not bank deposit.
- Past performance is not indicative of future results.

Certified by Thai Private Sector Collective Action

Against Corruption: Declared CAC

Prospectus



Investors should study
Liquidity Risk Management
Tools in the prospectus.

www.uobam.co.th

Subscription

Subscription date : Every business day
 Business hours : 08:30 a.m. - 03:30 p.m.
 Min. initial subscription : Indefinite
 Min. subsequent subscription : Indefinite

Remark:

Settlement Period: Business holidays abroad are not included.

Redemption

Redemption date : Every business day
 Business hours : 08:30 a.m. - 02:00 p.m.
 Min. redemption : Indefinite
 Min. account balance : Indefinite
 Settlement period : T+4 is 4 working day
 from redemption order date

Statistical Data

Maximum Drawdown	-21.14 %
Recovering Period	-
FX Hedging	95.37 %
Portfolio Turnover Ratio	0.18
Duration	-
Yield to Maturity	-

Fees charged to the Fund (% p.a. of NAV / Include VAT)

Fees	Max.	Actual
Management Fee	2.1400	0.8025
Total expenses	5.3500	1.0404

Remark :

The Management Company may consider changing the actual fees charged to reflect strategy or administrative costs.

Fees charged to unitholders (% of the unit price / Include VAT)

Fees	Max.	Actual
Front-end Fee	2.00	1.00
Back-end Fee	None	None
Switching-in Fee	2.00	1.00
Switching-out Fee	None	None
Transfer fee	None	None

Remark:

1. In case of switching in, the Management Company will not charge front-end fee.
2. The Management Company may consider changing the actual fees charged to reflect strategy or administrative costs.
3. The Management Company can charge fees differently to each group or each unitholder.

Asset Allocation

breakdown	% NAV
1. Unit Trust	101.20
2. Other Asset and Liability	-1.20

Top 5 Holdings

holding	% NAV
1. The Jupiter Global Fund - Jupiter Dynamic Bond (Class I)	101.20
2. Other Asset and Liability	-1.20

Investment in the other funds more than 20% of NAV

Fund name : The Jupiter Global Fund - Jupiter Dynamic Bond (Class I)

ISIN code : LU0853555893

Bloomberg code : JUPDBIA LX

Definition

Maximum Drawdown : The percentage of the fund's maximum loss in the past 5 years (or since the fund's inception if it is launched for less than 5 years) which is measured from the highest NAV per unit to the lowest NAV per unit during such period. Maximum Drawdown is an indicator of the risk of loss from investing in the fund.

Recovering Period : The length of time that the fund takes in recovering from the point of maximum loss to earning back the initial investment.

FX Hedging : The percentage of foreign currency investment with FX hedging.

Portfolio Turnover Ratio : The frequency of securities trading in the fund portfolio over a certain period, calculated by taking the lower value between the sum of the value of securities purchased and the sum of the value of securities sold of the fund in 1 year period divided by the average NAV in the same period. A fund with high Portfolio Turnover Ratio indicates frequent securities trading by fund manager resulting in high trading costs. Therefore, it is necessary to compare with the performance of the fund in order to assess the worthiness of such securities trading.

Sharpe Ratio : A ratio between the excess return of a fund and the risk of investment. The Sharpe ratio reveals the average investment return, minus the risk-free rate of return, divided by the standard deviation of returns for the fund. The Sharpe ratio reflects the extra return that should be received by the fund to compensate the amount of risk taken in investment. The fund with a higher Sharpe ratio is considered superior to other funds in terms of management efficiency since it provides higher excess return under the same risk level.

Alpha : The excess return of a fund relative to the return of a benchmark index. A fund with high alpha indicates that it is able to beat the performance of its corresponding benchmark which is a result of the capabilities of the fund manager in selecting appropriate securities for investment or making investment in a timely manner.

Beta : A measure of the degree and direction of volatility of the rate of return of assets in the investment portfolio of the fund compared to the changes in the overall market. A beta of less than 1.0 implies that the rate of return of the fund's assets is less volatile than that of the securities in the broader market whereas a beta of greater than 1.0 implies that the rate of return of the fund's assets is more volatile than that of the broader market.

Tracking Error : The efficiency of the fund to imitate its return to benchmark. Low Tracking Error means the fund is effective in generating return close to benchmark. High Tracking Error means the fund generates return more deviate from benchmark.

Yield to Maturity : The rate of return earned on a bond held to maturity, calculated from the interest expected to receive in the future over that bond duration and paid back principal discounted to the present value. It is used to measure return of fixed income funds by calculating the weighted average of Yield to Maturity of each bond that the fund invests. As Yield to Maturity has standard unit in percentage per annum, it can be used to compare the returns between fixed income funds that have an investment policy of holding bonds until maturity and similar investment characteristics.

“Important Notice: This Document has been translated from Thai. If there is any inconsistency or ambiguity between the English version and the Thai version, the Thai version shall prevail.”

Jupiter Dynamic Bond

ARIEL BEZALEL Head of Strategy | HARRY RICHARDS Investment Manager

Fund Objective

The objective of the Fund is to achieve a high income with the prospect of capital growth from a portfolio of investments in global fixed interest securities.

Investment Management

ARIEL BEZALEL, HARRY RICHARDS

Fund Information as at 31.03.2024

Product Information

Launch Date Fund:	08.05.2012
Launch Date Share Class:	05.12.2012
Morningstar Category:	Global Flexible Bond - EUR Hedged
SFDR Rating:	Article 6

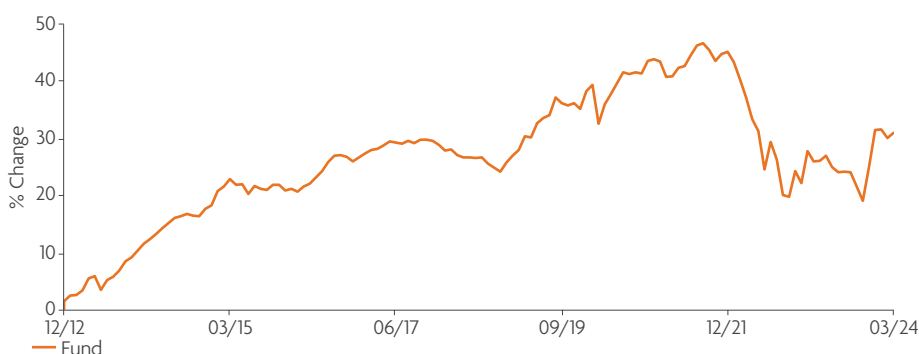
Price Information

Valuation Day:	Every Business Day in Luxembourg
Base Currency Fund:	EUR
Currency Share Class:	EUR
Available on:	www.jupiteram.com

Fund Size

Fund Value:	EUR 6,054m
Long Holdings:	374
Short Holdings:	3

Fund Performance as at 31.03.2024



Cumulative Performance (%)

	1 m	3 m	YTD	1 yr	3 yrs	5 yrs	SI
Fund	0.7	-0.4	-0.4	3.9	-7.0	0.5	31.0

Calendar Year Performance (%)

	YTD	2023	2022	2021	2020	2019
Fund	-0.4	7.6	-15.8	0.9	6.4	7.5

Source: Morningstar, gross income reinvested, net of fees 31.03.2024.

Fund Ratings

★★★★
Morningstar Rating

Ratings should not be taken as a recommendation. © 2023 Morningstar, Inc. All rights reserved. The information contained herein: (1) is proprietary to Morningstar and/or its content providers; (2) may not be copied or distributed; and (3) is not warranted to be accurate, complete, or timely. Neither Morningstar nor its content providers are responsible for any damages or losses arising from any use of this information. Past performance is no guarantee of future results.

Note: The fund can invest a significant portion of the portfolio in high yield and non-rated bonds. These bonds may offer a higher income but carry a greater risk of default, particularly in volatile markets. Quarterly income payments will fluctuate. In difficult market conditions, it may be harder for the manager to sell assets at the quoted price, which could have a negative impact on performance. In extreme market conditions, the Fund's ability to meet redemption requests on demand may be affected. Some share classes charge all of their expenses to capital, which can reduce the potential for capital growth. Please see the Prospectus for information. This fund can invest more than 35% of its value in securities issued or guaranteed by an EEA state.

Fund Holdings as at 31.03.2024

Top Ten Holdings (% of net assets)	
Treasury Bond 2.375% 15/02/42	6.8
Korea (Republic Of) 2.375% 10/12/31	6.5
Australia (Commonwealth Of) 1.75% 21/06/51	4.8
Treasury Bond 2.875% 15/05/52	3.6
Australia (Commonwealth Of) 3% 21/03/47	3.0
Treasury Bond 3% 15/08/52	2.4
Australia (Commonwealth Of) 3.75% 21/04/37	2.1
Australia (Commonwealth Of) 4.5% 21/04/33	2.0
Uk Conv Gilt 0.625% 22/10/50	2.0
New Zealand (Government Of) 1.75% 15/05/41	1.5
Total¹	34.6

¹Top 10 excludes Derivatives.

Credit Rating (%)	
AAA	15.9
AA	22.7
A	0.4
BBB	8.3
BB	22.5
B	16.4
CCC	4.0
CC	1.2
C	0.4
D	0.0
NR	2.2
Total¹	94.1

¹Credit ratings are calculated using asset ratings from different ratings agencies.

Asset Allocation (% of net assets)		
	Short	Long
Corporate	-	52.0
Government	-	41.2
Bond Future	-	40.3
Credit Default Swap	-9.4	3.6
Fund	-	2.2
Asset Backed Securities	-	0.8
Equity	-	0.6
Preferred	-	0.1
	-9.4	141.0
Total¹	-9.4	141.0

¹ Corporate Bond includes Preferred Bonds.² The figures may not equal 100% due to rounding.

Additional Information	
Yield to maturity base ¹	6.37%
Effective Duration (Years)	8.84
Average credit rating	BBB+
Average term to maturity (Years)	17.11
Physical Cash	3.01%

¹The YTM (in base currency) is a weighted average YTM of underlying holdings in the portfolio excluding share class level FX forwards.

Regional Allocation (%)		
	Short	Long
North America	-	60.1
Europe ex UK	-9.4	26.4
Asia Pacific ex Japan	-	23.6
UK	-	22.0
Caribbean & Latin America	-	3.7
Emerging Europe	-	2.2
Middle East	-	1.3
Africa	-	0.4
	-9.4	141.0
Other	-	1.3
Total¹	-9.4	141.0

¹Supranational includes an exposure to the Jupiter Global Emerging Markets Corporate Bond Fund and the Jupiter Global Sovereign Opportunities Fund.²The figures may not equal 100% due to rounding.**Charges and Codes**

Share Class	Income Distribution Policy	ISIN	Bloomberg	Initial Charge (max.)	Annual Management Charge (max.)	Minimum Initial Investment	Minimum Top Up Investment
I EUR ACC	Accumulation	LU0853555893	JUPDBIA LX	0.00%	0.50%	EUR 1,000,000	EUR 100,000

For details of all share classes, and the fees and charges, please refer to the Prospectus and Annual Report for each financial year.

Benchmark Information: The Fund is actively managed. The Fund is not managed by reference to a benchmark and does not use a benchmark for performance comparison purposes. This means the Investment Manager is taking investment decisions with the intention of achieving the Fund's investment objective without reference to a benchmark. The Investment Manager is not in any way constrained by a benchmark in its portfolio positioning.

Credit Rating Disclaimer: The Composite Rating is created using a methodology developed by Jupiter Asset Management Limited using ratings from various ratings agencies. The Composite Rating is not a credit opinion nor is it a rating issued from a ratings agency, including Standard & Poor's. Although an S&P rating may be used in Jupiter Asset Management Limited's methodology in creating the Composite Rating, S&P does not sponsor, endorse or promote the Composite Rating. To the extent that the Composite Rating has been created using an S&P rating, such S&P rating was used under license from S&P and S&P reserves all rights with respect to such S&P rating.

For Thai investors: This document is prepared by Jupiter directly to specific recipients for their information only and it is strictly prohibited to redistribute of such to a third party without the consent of Jupiter. The interests/units of Jupiter Dynamic Bond fund cannot be offered or sold, directly or indirectly in Thailand and Jupiter Asset Management is not a licensed entity in Thailand. It is represented that by entering into this investment/transaction of the product(s) mentioned in this document is within the scope of the client's/prospective investor's constitutional objectives and for purposes related to its principal business activity. It is also represented that you have obtained all licenses, approvals and consents required from relevant Thai governmental and regulatory authorities to invest in the interest/units of Fund Products and to remit any amounts in foreign currency for the purpose of making this investment. It is acknowledged that you as the client or prospective investor of the product understands the risks of this investment/transaction and any legal, regulatory, tax, accounting and economic consequences resulting from this investment.

Jupiter Factsheets - Glossary of Terms

Absolute return: the total return of an asset, portfolio or fund over a given period of time OR an investment approach that attempts to achieve a return which is not benchmarked against an index.

Ask / Bid price: the lowest price a seller is willing to sell a security for / the highest price a buyer is willing to pay for a security.

Bond: a debt instrument ('I Owe You') issued by a company (corporate bond), government (sovereign/government bond) or other institution in order to raise money. In most cases, bonds pay a fixed interest rate (coupon) over a fixed period of time and will be repaid on a particular date. See **Coupon**.

Convertibles: securities (e.g. bonds or preference shares) that can be exchanged at some point in the future for a specified number of shares at a specified price of the company issuing the securities. See **Bond**.

Coupon: denotes the interest in % paid on a bond See **Bond**.

Credit rating: an assessment of a borrower's credit worthiness, i.e. the likelihood of the borrower to repay its debts.

Derivative: a financial instrument that derives its value from its underlying assets. Common underlying assets include stocks, bonds, commodities, currencies, interest rates and market indices. Futures contracts, forward contracts, options and swaps are the most common types of derivatives. Derivatives can be purchased 'on margin', i.e. at a fraction of the value of the underlying asset. Thus, they are 'leveraged' instruments where the risk of loss can be greater than the initial outlay. Derivatives can be used like insurance contracts (i.e. to hedge market risk) or for investment purposes. See **Hedge, Leverage**.

Distribution Yield: reflects the amounts that may be expected to be distributed over the next twelve months as a percentage of the price of the fund as at the date shown. It is based on a snapshot of the portfolio on that day. It does not include any preliminary charge and investors may be subject to tax on distributions.

Duration/Modified Duration: Duration estimates the sensitivity of a bond or bond fund to changes in interest rates. It is measured in years. The longer a bond's duration, the more sensitive it is to interest rate movements. Modified duration estimates the effect that a 1% change in interest rates will have on the price of a bond or bond fund.

Economic Gross: the gross exposure adjusted to account for investments with mutually exclusive outcomes, for example a short position hedge on a share that is also held as a long position. See **Gross exposure, Long/short position, Hedge**.

Effective duration: estimates the sensitivity of a bond's price to changes in benchmark interest rates. Effective duration is required for the measurement of interest rate risk for complex types of bonds. See **Bond**.

Engagement: means dialogue with management teams and boards, including non-executive directors. Engagement enables us to assess and influence how businesses are managed.

Equity: a share representing an ownership interest in a company. Equity market means stock market.

Exchange Traded Fund (ETF): a fund vehicle that is traded like a stock on a stock exchange. It is used to track and mimic the performance of a specific market index.

Exposure: describes the level of risk to a particular asset, asset type, sector, market or government. Also, the directional market exposure of a (absolute return) fund. See **Absolute Return, Gross/Net exposure**.

Fixed interest/income: denotes debt instruments (securities) that pay a fixed interest rate (e.g. bond, commercial paper). Also, a universal term for bond or debt investing. See **Bond**.

Floating rate note (FRN): a bond with a variable interest rate. The interest rate is variable as it is tied to a benchmark such as LIBOR (London Interbank Offered Rate). See **Bond**.

Futures: an exchange traded contract between two parties to buy or sell a commodity or a financial instrument at a pre-determined price at a future date. See **Bond Future, Derivative**.

Gearing: measures a company's borrowings (debt) as a proportion of assets. See **Leverage**.

Gross exposure: the percentage value of the long positions plus the percentage value of the short positions. See **Net exposure**.

Hedge: an investment designed to reduce the risk of adverse price movements in an asset by taking an offsetting position. Derivatives are usually used as hedging tools. See **Derivative**.

High Water Mark: the highest level that a fund's net asset value (NAV) has reached at the end of any 12-month accounting period. See **Net Asset Value**.

High yield bond: a bond with a high coupon payment and typically a low/no credit rating (below investment grade, e.g. BBB-). See **Bond, Coupon**.

Historic yield: reflects distributions declared over the past twelve months as a percentage of the price, as at the date shown. It does not include any initial charge and investors may be subject to tax on their distributions.

Hurdle Rate: the minimum level of return required before a fund can charge a performance fee. See **Performance fee**.

Leverage: the use of financial instruments (e.g. debt) to increase the potential return of an investment. See **Notional value**.

Liquidity: measures how easily an asset or security can be converted into cash.

Long/short position: a long position is buying a security with the expectation that it will deliver a positive return if its value goes up and a negative return if its value falls. Conversely, a short position involves selling a borrowed security with

the expectation of buying it back at a lower price to make a profit. However, if the security goes up in value, a short position will make a loss.

Maturity: refers to a finite time period at the end of which a security/debt instrument is due to be repaid. See **Bond**.

Money market: markets in which short-term (less than one year) debt instruments are traded. Money market instruments are typically cash deposits and commercial papers.

Net asset value (NAV): in relation to a fund, the market value of its assets less its liabilities. The market value is usually determined by the price at which an investor can redeem shares.

Net exposure: the percentage value of the long positions less the percentage value of the short positions. See **Gross Exposure, Long/short Position**.

Non-rated bonds: bonds that are not rated. See **Bond**.

Notional value: commonly used in relation to a derivative, denotes the theoretical value of its underlying asset. See **Derivative**.

Open-ended Investment Company (OEIC): a fund vehicle, which can issue a limitless number of shares whose value are directly linked to the value of its underlying investments. OEICs normally list a single price based on the NAV. See **Net Asset Value**.

Performance fee: a fee paid to an asset manager for generating positive returns above a hurdle rate.

Preferred bonds: have greater seniority when a bond issuer repays its debts. In the event that the issuer cannot repay all its debt, the holders of preferred bonds will be further forward in the queue for repayment than holders of other ('non-preferred') bonds.

Share: a unit of ownership interest in a company or financial asset. Also **Equity**.

SICAV: Société d'Investissement à Capital Variable. A type of open-ended fund widely used in Europe.

Spread: the difference between the bid and the ask price of a single security. It can also refer to the difference in price between two securities. See **Ask/Bid price**.

Stewardship: our responsibility to understand and manage investment risks we take on behalf of our clients. We consider material Environmental, Social and Governance ('ESG') information in the same way as we consider other types of investment analysis. These three factors enable us to evaluate how companies interact with the Environment (such as climate change), Society (human rights) and Governance (management). Stewardship entails a responsibility to monitor and engage with the companies in which we invest.

Sustainability: by appropriately considering ESG risks and engaging with companies, we strive to generate long term, sustainable returns for our clients.

Total return: the capital gain or loss plus any income generated by an investment over a given period.

Underlying Yield: reflects the amounts that may be expected to be distributed, net of expenses, over the next twelve months as a percentage of the price of the fund as at the date shown. It is based on a snapshot of the portfolio on that day. It does not include any preliminary charge and investors may be subject to tax on distributions.

Unit Trust: A fund vehicle which can issue a limitless number of units whose value are directly linked to the value of its underlying investments. Jupiter Unit Trusts are single priced, which means they have one price for buying and selling.

Value at Risk (VaR): value at Risk, a mathematical way of measuring the maximum expected loss of an investment over a period of time.

Volatility: measures how much the price of a security moves up or down over a period of time. A stock that experiences big price swings has high volatility, while one which moves up or down in smaller increments has low volatility.

Yield to Maturity (YTM): measures the annual return an investor can anticipate for holding a particular bond until it matures. When considering an entire bond portfolio, an average yield is used based on the weightings of individual bonds within that portfolio.

ปัจจัยความเสี่ยงของกองทุนรวม

1. ความเสี่ยงทางตลาด (Market Risk)

คือความเสี่ยงจากความผันผวนของราคาหลักทรัพย์ที่กองทุนเข้าไปลงทุน ที่เกิดจากการเปลี่ยนแปลงในสถานการณ์ทางเศรษฐกิจ สังคม และการเมือง ซึ่งเป็นความเสี่ยงที่ไม่สามารถควบคุมได้

แนวทางการบริหารความเสี่ยง :

บริษัทจัดการจะวิเคราะห์ปัจจัยต่างๆรวมทั้งติดตามสถานการณ์การเปลี่ยนแปลงที่อาจมีผลกระทบต่อราคาและยังสามารถปรับสัดส่วนการลงทุนในกองทุนหลักได้ตามความเหมาะสม ซึ่งจะเป็นการช่วยลดผลกระทบต่อราคามูลค่าทรัพย์สินสุทธิของกองทุน

2. ความเสี่ยงจากการดำเนินธุรกิจของผู้ออกตราสาร (Business Risk)

ความสามารถในการดำเนินธุรกิจของผู้ออกตราสารดังกล่าว จะบ่งบอกถึงถึงศักยภาพ ความสามารถในการทำกำไร สถานะการเงิน และความเข้มแข็งขององค์กรธุรกิจ ซึ่งจะถูกสะท้อนออกมาในราคาของหุ้นที่มีการขึ้นหรือลงในขณะนั้นๆ

แนวทางการบริหารความเสี่ยง :

กองทุนจะกระจายการลงทุนไปในบริษัทต่างๆ ทั้งที่อยู่ในกลุ่มธุรกิจเดียวกัน และกลุ่มธุรกิจอื่นๆ และผู้จัดการกองทุน จะทำการติดตามและศึกษาความเป็นไปของธุรกิจและอุตสาหกรรมต่างๆ อย่างใกล้ชิด ซึ่งจะช่วยให้กองทุนสามารถบริหารความเสี่ยงได้ดียิ่งขึ้น โดยหากมีการเปลี่ยนแปลงผลการดำเนินงานหรือฐานะทางการเงินของบริษัทผู้ออกตราสาร อย่างมีนัยสำคัญจะได้ พิจารณาปรับเปลี่ยนแผนการลงทุนในหลักทรัพย์อย่างเหมาะสม

3. ความเสี่ยงจากความมั่นคงของผู้ออกตราสาร (Credit Risk)

ความเสี่ยงที่เกิดขึ้นจากการดำเนินงานและฐานะการเงินของบริษัทผู้ออกตราสาร รวมทั้งความสามารถในการจ่ายเงินต้นและดอกเบี้ย

แนวทางการบริหารความเสี่ยง :

บริษัทจัดการอาจลดความเสี่ยงด้านนี้ลงได้จากการเลือกลงทุนในตราสารที่มีคุณภาพดีทั้งในด้านความน่าเชื่อถือ และความสามารถในการชำระหนี้ของผู้ออกตราสาร

4. ความเสี่ยงจากการเปลี่ยนแปลงของอัตราดอกเบี้ย (Interest Rate Risk)

ความเสี่ยงทั่วไปที่ราคาของตราสารหนี้จะเปลี่ยนแปลงในทิศทางตรงข้ามกับการเปลี่ยนแปลงของอัตราดอกเบี้ยและตามปกติตราสารหนี้ที่มีอายุคงเหลือที่ยาวนานเท่าไร การเปลี่ยนแปลงของอัตราดอกเบี้ยก็จะมีผลกระทบต่อราคาของตราสารมากขึ้นมากขึ้นเท่านั้น

แนวทางการบริหารเพื่อลดความเสี่ยง :

บริษัทจัดการสามารถลดความเสี่ยงด้านนี้ลงได้ โดยติดตามวิเคราะห์ปัจจัยที่มีผลกระทบต่อระดับราคาของตราสาร อย่างสม่ำเสมอและต่อเนื่อง

5. ความเสี่ยงด้านอัตราแลกเปลี่ยนเงินตราและค่าเงิน (Foreign Exchange Risk and Currency Risk)

ความเสี่ยงที่การลงทุนอาจประสบกับความผันผวนของอัตราแลกเปลี่ยน ทำให้อัตราผลตอบแทนในรูปแบบเงินบาทผันผวน หากค่าเงินตราสกุลต่างประเทศมีการเปลี่ยนแปลง

แนวทางการบริหารเพื่อลดความเสี่ยง:

กองทุนอาจใช้เครื่องมือป้องกันความเสี่ยงดังกล่าวโดยขึ้นอยู่กับดุลยพินิจของบริษัทจัดการ ซึ่งอาจมีต้นทุนสำหรับการทำธุรกรรมป้องกันความเสี่ยง โดยอาจทำให้ผลตอบแทนของกองทุนโดยรวมลดลงจากต้นทุนที่เพิ่มขึ้น

6. ความเสี่ยงจากการลงทุนในสัญญาซื้อขายล่วงหน้า (Derivatives Risk)

สัญญาซื้อขายล่วงหน้าบางประเภทอาจมีการขึ้นลงผันผวน (volatile) มากกว่าหลักทรัพย์พื้นฐาน ดังนั้นหากกองทุนมีการลงทุนในหลักทรัพย์ดังกล่าวย่อมทำให้สินทรัพย์มีความผันผวนมากกว่าการลงทุนในหลักทรัพย์พื้นฐาน (Underlying Security)

แนวทางการบริหารเพื่อลดความเสี่ยง :

กองทุนอาจจะลงทุนในตราสารอนุพันธ์ทางการเงินเพื่อวัตถุประสงค์ในการป้องกันความเสี่ยงที่มีอยู่ (existing positions) หรือการจัดการพอร์ตโฟลิโอที่มีประสิทธิภาพ (efficient portfolio management) หรือทั้งสองจุดประสงค์ ทำให้เป็นการจำกัดความเสี่ยงจากการลงทุนในสัญญาซื้อขายล่วงหน้า

7. ความเสี่ยงของประเทศที่ลงทุน (Country Risk)

คือ ความเสี่ยงที่เกิดจากการเปลี่ยนแปลงภายในประเทศที่กองทุนเข้าไปลงทุน เช่น การเปลี่ยนแปลงผู้บริหาร, การเปลี่ยนแปลงนโยบายทางด้านเศรษฐกิจ หรือสาเหตุอื่นๆ จนทำให้ไม่สามารถชำระค่าขายคืนหน่วยลงทุนได้ตรงตามระยะเวลาที่กำหนด

แนวทางการบริหารเพื่อลดความเสี่ยง:

บริษัทจัดการจะวิเคราะห์ปัจจัยต่างๆรวมทั้งติดตามสถานการณ์การเปลี่ยนแปลงที่อาจมีผลกระทบต่อราคาและยังสามารถปรับสัดส่วนการลงทุนในกองทุนต่างประเทศได้ตามความเหมาะสม ซึ่งจะเป็นการช่วยลดผลกระทบต่อราคามูลค่าทรัพย์สินสุทธิของกองทุน

8. ความเสี่ยงจากข้อจำกัดการนำเงินลงทุนกลับประเทศ (Repatriation Risk)

เป็นความเสี่ยงที่เกิดจากการเปลี่ยนแปลงภายในประเทศที่กองทุนลงทุน เช่น การเปลี่ยนแปลงทางการเมือง ข้อกำหนดกฎเกณฑ์ หรือนโยบายต่างๆ ของรัฐบาลในการบริหารประเทศ ซึ่งรวมถึงสาเหตุอื่นๆ ที่อาจทำให้ไม่สามารถชำระหนี้ได้ตรงตามระยะเวลาที่กำหนด รวมถึงอาจทำให้กองทุนเกิดความเสี่ยงจากสัญญาสวอป และ/หรือสัญญาฟอเวิร์ดได้ ซึ่งมีผลต่อผลตอบแทนที่กองทุนจะได้รับจากการลงทุน

แนวทางการบริหารเพื่อลดความเสี่ยง :

บริษัทจัดการจะติดตามสถานการณ์การเปลี่ยนแปลงการเมือง ภาวะเศรษฐกิจ ภาวะตลาดเงิน ตลาดทุน ตลอดจนปัจจัยพื้นฐานต่างๆของประเทศที่กองทุนลงทุนอย่างใกล้ชิด เพื่อประเมินความเสี่ยงจากการลงทุนในประเทศนั้นๆ เพื่อลดความเสี่ยงในส่วนนี้

AIMC Category Performance Report

Report as of 31/03/2024



Return statistics for Thailand Mutual Funds

AIMC Category	Average Trailing Return (%)							Average Calendar Year Return (%)				
	YTD	3M	6M	1Y	3Y	5Y	10Y	2019	2020	2021	2022	2023
Aggressive Allocation	0.84	0.84	-1.24	-4.71	-2.27	-0.58	1.55	2.94	-3.71	17.78	-4.53	-7.42
ASEAN Equity	10.93	10.93	5.69	10.74	2.79	2.14	-5.26	-1.88	-0.64	24.80	-13.86	1.56
Asia Pacific Ex Japan	3.92	3.92	6.53	1.31	-7.99	0.92	2.49	9.46	22.91	1.18	-22.07	-0.41
Commodities Energy	12.80	12.80	-8.73	10.93	16.03	6.91	-7.00	23.72	-31.41	65.84	13.47	-6.87
Commodities Precious Metals	7.26	7.26	15.31	9.43	7.72	9.46	3.77	11.37	22.38	-1.94	-0.75	9.13
Conservative Allocation	0.86	0.86	2.00	0.21	-0.76	0.15	1.28	3.47	-1.01	3.30	-3.64	-0.77
Emerging Market	2.93	2.93	7.10	4.62	-8.70	-1.74	-0.15	14.48	9.34	-3.39	-24.38	4.34
Emerging Market Bond Discretionary F/X Hedge or Unhedge	3.54	3.54	7.45	4.31	-5.52	-1.93	-0.45	10.47	3.86	-4.60	-16.35	0.95
Energy	-0.32	-0.32	-1.34	-7.78	-3.96	-2.51	2.72	9.71	-6.55	10.38	4.80	-17.51
Equity General	-1.80	-1.80	-5.68	-10.01	-2.88	-1.49	1.62	2.69	-9.61	19.03	1.13	-11.89
Equity Large Cap	-2.36	-2.36	-5.22	-8.63	-2.16	-2.71	1.25	1.31	-11.22	16.03	1.98	-9.68
Equity Small - Mid Cap	-0.20	-0.20	-5.14	-10.13	-1.98	4.01	2.60	3.76	8.03	41.13	-4.54	-13.32
European Equity	9.38	9.38	17.22	12.50	4.86	7.94	6.08	26.03	4.62	24.32	-19.18	12.78
Foreign Investment Allocation	3.69	3.69	9.37	7.07	-1.76	1.54	2.53	12.83	6.41	6.90	-17.03	5.10
Fund of Property Fund - Foreign	-1.92	-1.92	6.37	0.05	-5.54	-2.89	1.72	18.33	-6.59	19.71	-25.78	0.76
Fund of Property Fund - Thai	-1.82	-1.82	1.27	-9.64	-5.64	-6.76	1.70	19.91	-22.42	-0.22	-6.52	-8.90
Fund of Property fund -Thai and Foreign	-2.50	-2.50	2.46	-5.14	-4.62	-3.56	3.47	21.25	-10.25	2.89	-11.27	-1.75
Global Bond Discretionary F/X Hedge or Unhedge	1.43	1.43	4.55	2.81	-2.03	0.03	-1.02	5.14	3.62	1.13	-10.76	2.91
Global Bond Fully F/X Hedge	-0.30	-0.30	4.41	1.37	-2.57	-0.28	0.61	7.70	4.32	0.11	-11.41	2.96
Global Equity	5.07	5.07	13.64	10.89	-1.71	6.58	3.36	20.02	19.50	12.50	-26.93	12.61
Greater China Equity	-1.41	-1.41	-9.04	-22.41	-20.07	-7.41	-0.93	21.91	19.36	-12.55	-27.20	-20.20
Health Care	4.39	4.39	10.33	5.64	-1.61	6.74	6.80	19.80	22.59	7.71	-19.54	-0.96
High Yield Bond	2.22	2.22	6.21	6.01	0.41	1.64	-	7.37	3.44	4.76	-11.58	5.39
India Equity	3.91	3.91	11.42	26.76	8.19	8.27	8.14	1.06	12.07	26.23	-12.85	16.93
Japan Equity	14.47	14.47	18.10	30.40	7.10	10.05	9.05	18.20	10.09	6.73	-10.31	20.35
Long Term General Bond	1.33	1.33	3.21	1.02	1.26	1.81	2.32	6.88	2.26	-0.26	-1.11	1.01
Mid Term General Bond	0.83	0.83	2.12	2.02	1.14	1.39	1.72	3.06	1.03	0.67	0.14	1.61
Mid Term Government Bond	0.75	0.75	1.86	1.37	0.57	0.85	1.23	2.52	1.40	-0.18	-0.06	0.81
Moderate Allocation	1.47	1.47	2.70	0.14	-1.05	-0.38	1.52	4.65	-3.46	7.56	-5.37	-1.48
Money Market General	0.50	0.50	0.99	1.72	0.82	0.80	1.02	1.27	0.55	0.20	0.38	1.43
Money Market Government	0.48	0.48	0.94	1.65	0.78	0.73	0.96	1.24	0.42	0.18	0.35	1.38
SET 50 Index Fund	-2.55	-2.55	-5.00	-11.27	-2.16	-2.89	1.34	4.22	-13.21	10.81	4.94	-11.29
Short Term General Bond	0.62	0.62	1.27	1.87	1.02	0.99	1.21	1.81	0.49	0.42	0.55	1.53
Short Term Government Bond	0.48	0.48	0.95	1.49	0.72	0.69	0.92	1.12	0.50	-0.05	0.39	1.18
Technology Equity	9.10	9.10	31.87	35.15	-4.27	8.18	-	27.12	50.15	8.42	-43.73	47.90
Thai Free Hold	0.07	0.07	0.71	3.18	2.04	1.17	3.79	0.99	-2.43	-0.63	3.30	2.56
Thai Mixed (between free and lease hold)	-0.34	-0.34	-0.66	-0.73	-0.79	0.87	3.14	5.03	3.19	-1.48	-4.43	-1.13
US Equity	8.66	8.66	20.91	26.41	1.55	8.81	9.10	23.64	20.70	22.20	-30.01	25.04
Vietnam Equity	15.67	15.67	9.55	21.86	1.84	4.68	-	-3.62	15.86	45.20	-32.85	7.81